


Pakistan – South Korea Trade Relationship



The bilateral relations between Pakistan and South Korea remains tilted in favor of South Korea, as the trade deficit continue a significant increase from \$ 666 million in 2018 to \$ 1,076 million in 2022.

On the contrary, Pakistan exports are recording a slight increasing trend from \$183 million in 2020 to \$226 million in 2022. Whereas imports from South Korea have considerable being increase to \$1.30 billion in 2022 from \$1.06 billion in 2020.

ECONOMIC INDICATORS

Capital: Seoul
 GDP (PPP): \$2.5 Tn in 2022
 GDP Per Capita: \$50,070 (PPP in 2022)
 GDP Growth: 2.6% in 2022
 Population: 51.56 million
 Exports of Goods in 2022: \$ 683 bn
 Imports of Goods in 2022 \$ 731 bn

SOUTH KOREA GLOBAL TOP 10 TRADE ITEMS

Import Items	\$ (Mn)	Export items	\$ (Mn)
Mineral fuels, mineral oils	218,678	Electrical machinery...	191,369
Electrical machinery and equipment	128,707	Nuclear reactors,	81,851
Nuclear reactors	69,809	Vehicles other than railway or tramway	79,144
Optical, photographic,	23,376	Mineral fuels, mineral oils	64,751
Vehicles other than railway or tramway	22,223	Plastics and articles thereof	41,158
Ores, slag and ash	21,871	Iron and steel	28,108
Inorganic chemicals	20,020	Organic chemicals	24,723
Iron and steel	18,943	Optical, photography,	22,708
Organic chemicals	16,109	Ships, boats and floating structures	17,137
Plastic and articles	13,815	Inorganic chemicals	15,643

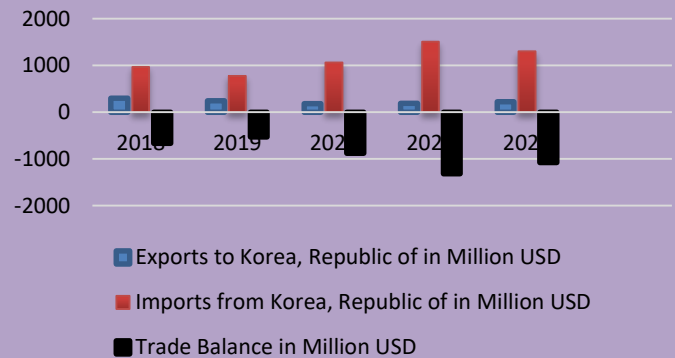
MAJOR CHALLENGES

- 1: High Tariffs
- 2: SPS measures
- 3: Inefficient Quarantine department in Pakistan
- 4: Supply Chain disruption amid Covid-19
- 5: Restriction on In-person Business

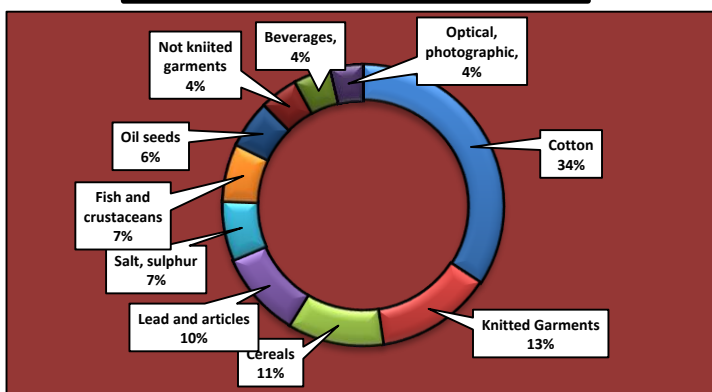
EXPORT POTENTIAL

- 1: Ethyl Alcohol & Naphtha
- 2: Cotton, Woven Fabrics
- 3: Sea food: Crab, Shrimp
- 4: Salt
- 5: Fruits: Mango, Dates,
- 6: Animal Feeds: Hay

Pak-Korea(Republic of) Trade 2018-2022



Pakistan Exports to Korea, Republic of In 2022 (226 Million Usd)



Pakistan Imports from Korea, Republic of In 2022 (1,302 Million Usd)

