

Report No: TDAP-Trade Agreements
Series : 01/2021

Analysis of existing utility rate of tariff lines negotiated in FTA with Malaysia

Researcher: Danial Ahmed Qureshi

Research Head: Khalid Mustafa

Research Editor: Salman Raza



Research Wing

Trade Development Authority of Pakistan

December, 2021



Analysis of existing utility rate of tariff lines negotiated in FTA with Malaysia

Disclaimer

The findings, interpretations and conclusions expressed do not necessarily reflect the views of the Board of Directors, Chief Executive, and Secretary of the Trade Development Authority of Pakistan. Any conclusion based on the data from Pakistan Bureau of Statistics (PBS), Trade Statistics of PRAL and Trade Map (ITC) are the responsibility of the author(s) and do not necessarily reflect the opinion of the organizations. Although every effort has been made to cross-check and verify the authenticity of the data. Trade Development Authority of Pakistan (TDAP), or the author(s), do not guarantee the data included in this work. All data and statistics used are correct as of 12th October 2021 and may be subject to change. The report is published for the awareness of the exporters of Pakistan. Individuals outside the organization are not allowed to publish the reported analysis without prior permission of the Authority.

For any queries or feedback regarding this publication, please contact at daniel.ahmed@tdap.gov.pk.



Contents

Disclaimer	0
Contents	ii
List of Tables	iii
List of Figures	iv
Acronyms	V
Executive Summary	VI
1. Introduction	1
1.1 Economic comparison of Pakistan and Malaysia	2
1.2 Malaysia's Trade Profile	3
1.3 Pakistan's Trade Profile	4
2. Bilateral Trade Overview	6
3. Utilization Rate of FTA	8
3.1. Tariff Lines Distribution of Pakistan's Export to Malaysia	8
3.1.1. Case Study of Human Hair Waste (H.S Code 0501)-Marketing and Trade Diversion	9
3.1.2. Case Study of Rock Salt (H.S Code 2501)-Price Regulation	9
3.1.3. Case Study: Building stones, curbstones and worked monumental-Tariff Negotiations.....	11
3.2. Negotiation for exclusion of rice and its products from HSL as per Article 130	12
3.2.1. Foot wear Industries export to Malaysia under FTA.....	13
4. Service Trade Agreement and Free Trade Agreement	15
5. Tariff Lines Concessions on Import from Malaysia	16
5.1. HSL List (Plastic Scrap Waste).....	17
5.2. Soap Noodles (3401.1900) and Domestic Industry	18
6. Import of Fuse Boxes	19
6.1. Rubber Products	19
7. Conclusion	20
References	22
Annexure.....	23



Analysis of existing utility rate of tariff lines negotiated in FTA with Malaysia

List of Tables

Table 1: Economic Comparison of Pakistan & Malaysia	3
Table 2: Pakistan Malaysia Bilateral Trade Comparison in US\$ millions	7
Table 3: Product category of H.S CODE 2501	10
Table 4: Price and Tariff rate Comparison	10
Table 5: Price and Tariff Rate Comparison	11
Table 6 : Tariff and Price comparison of rice exports to Malaysia	12
Table 7: Price and Tariff Comparison of Countries.....	13
Table 8: Import tariff lines with Proposed Concessional Tariff Rates	16



Analysis of existing utility rate of tariff lines negotiated in FTA with Malaysia

List of Figures

Figure 1: Malaysia's Trade Profile	3
Figure 2: Malaysia's Top 5 Exporting Trade Partners	4
Figure 3: Pakistan's Trade Profile	4
Figure 4: Pakistan's Top 5 Exporting Trade Partners	5
Figure 5: Pakistan-Malaysia Bilateral Trade US\$ millions	6
Figure 6: Distribution of Tariff lines	8



Acronyms

FTA	Free Trade Agreement
EU	European Union
ASEAN	Association of Southeast Asian Nations
NAFTA	North American Free Trade Agreement
TPP	Trans Pacific Partnership
WTO	World Trade Organization
HSL	Highly Sensitive List
OIC	Organization of Islamic Cooperation
PPP	Purchasing Power Parity
GDP	Gross Domestic Product
FDI	Foreign Direct Investment
M.T	Metric Ton



Executive Summary

Pakistan-Malaysia signed free trade agreement in 2008 is the most comprehensive trade agreement signed by Pakistan. Pakistan's exports to Malaysia in 2008 were US \$81 million. Its imports from Malaysia were US \$ 1.15 billion. Pakistan's trade deficit with Malaysia in 2007 was US \$ 1.07 billion. After signing the agreement, overall trade remained unaffected. Although being one of the most comprehensive FTA, utilization rate of this agreement is relatively low. Pakistan's exports to Malaysia have never exceeded 1.5% of Pakistan's exports. Pakistan's exports to Malaysia have only marginally increased since the signing of the FTA. One reason for this less than expected performance lies in the fact that the items which have the highest potential for exports are either not part of Malaysia's concession list or where they are a part, competitors enjoy better tariff rates than Pakistan.

ASEAN bloc is Malaysia's biggest trading partner, enjoying low tariff rates as compared to Pakistan. A comparison of Malaysia's tariff rates with India and China indicates they have overall lower tariffs than Pakistan especially on items of Pakistan's export interest. This research is an effort to present product and price comparison with ASEAN countries to underline the opportunities for Pakistan in the Malaysian market.

This report recommends different tariff lines which can be utilized to increase Pakistan's export basket. The study identifies, Pakistan's potential to export items to Malaysia. These items comprise of but not limited to Rock Salt, Human Hair waste, Building stones and Curb stones, Foot-wear Industries and rice products. The renegotiation clause of this agreement allows Pakistan to renegotiate different terms and conditions which are not limited to tariff rates. Pakistan-Malaysia Agreement was not just limited to trade in goods but also included trade in services. Services already negotiated in the Services Trade Agreement, if implemented thoroughly, it can increase the utilization rate of Pakistan-Malaysia FTA. This report highlights low-cost raw material resources which can be imported from Malaysia to decrease Pakistan's import bill. The identified low-cost import raw material are electronic and rubber products. Moreover, this report also analyzes products ranging from soap noodles to plastic scrap waste which should be included in highly sensitive list for the protection of domestic industry and environment of Pakistan.



1. Introduction

Over the past few decades, an increasing surge has been observed in the number of free trade agreements. This research reveals that these agreements have a profound impact on consumers, economic productivity, trade flows, employment, wages and firm exit and entry from the market. The premise of such agreements is lowering of trade barriers. According to the Ricardian trade theory, lowering of trade barriers offers welfare gains to consumers and the economy as a whole.¹ They also improve access to better quality products from around the world at lower prices. However, there is not much quantifiable evidence about the effectiveness of actual trade agreements and their impact on welfare for least developing countries.

Recently, the wave of protectionism has swept Europe, the America and China. The policies of leading global trading countries are protected by regulations. This wave of protectionism is endorsed by populist leaders who are forerunners of this rhetoric. Therefore, an anti-FTA bias exists in these countries. Apart from the current bias, these agreements have reaped benefits in the form of trading blocs such as NAFTA, EU and ASEAN.

Free Trade agreements not only reduce and eliminate tariffs, they also help address non-tariff related barriers. These behind-the-border barriers impede the flow of goods and services among countries. On the other hand, FTA helps encourage investment, increase the flow of goods, protect intellectual property rights, boost e-commerce and increase transparency.

Primary objective of the report is to assess the impact of this Free Trade Agreement between Pakistan and Malaysia. Those tariff lines are to be identified which can increase Pakistan's export basket and result in reduction of the import bill. This study analyses utility rate of existing tariff lines and how the free trade agreement can be negotiated in future to increase Pakistan's exports and reduce import bill. The Pak-Malaysia free trade agreement came into effect in 2008.²The purpose of this agreement was to improve bilateral trading ties between the two countries by giving tariff concessions on various products. This FTA seems to be a comprehensive pacts Pakistan has

¹ <https://www.wilsoncenter.org/chapter-3-trade-agreements-and-economic-theory>

² Pak-Malaysia Trade Agreements, *Ministry of Commerce*, Government of Pakistan. Accessed from <https://www.commerce.gov.pk/about-us/trade-agreements/pak-malaysia-trade-agreements/>



Analysis of existing utility rate of tariff lines negotiated in FTA with Malaysia

signed. It holistically covers trade in goods and services, advocates investment and aims to enhance economic cooperation.

However, the detailed analysis of this agreement indicates that the share of Pakistan's exports to Malaysia in Pakistan's export basket is meagre i.e. 1%. Tariff rate of numerous lines need to be revisited to increase Pakistan's exports ranging from raw materials to finished goods. And numerous tariff lines associated with imports from Malaysia are to be renegotiated as per Article 130 of the free trade agreement which states that after every five calendar years the agreement will be reviewed and negotiated.³

1.1 Economic comparison of Pakistan and Malaysia

Malaysia has long been a middle income country and has transformed itself from a producer of raw material to multi sector economy varying from agricultural to technological sector. Malaysia is also a signatory in Trans-Pacific Partnership (TPP) free trade agreement, although future of the TPP remains unclear due to withdrawal of US from the agreement. Moreover, along with 9 other countries Malaysia established the ASEAN economic community in 2015, which is considered to be a game changer in regional economic integration.

Whereas, Pakistan is a developing country with stagnant economic growth rate has been. Over the past two decades. Annual per capita growth is only 2% which is less than other South Asian countries. The reason of this slow growth is inconsistent macroeconomic policies.

Table 1

Economic Indicators of Pakistan & Malaysia 2020

Economic Indicators of Pakistan & Malaysia (2020)			
Indicators	Unit (\$)	Pakistan	Malaysia
GDP (PPP)	Bn	1,059	944.564
GDP per Capita		4,888	29,564
GDP growth	%	0.98	4.3
Forex Reserves	Bn	18.52	103.63
Exports of Goods	Bn	23.82	238.16
Imports of Goods	Bn	50.13	204.99

³ [https://www.commerce.gov.pk/wp-content/uploads/pdf/PAk-Malaysia-FTA\(TXT\).pdf](https://www.commerce.gov.pk/wp-content/uploads/pdf/PAk-Malaysia-FTA(TXT).pdf)

Analysis of existing utility rate of tariff lines negotiated in FTA with Malaysia

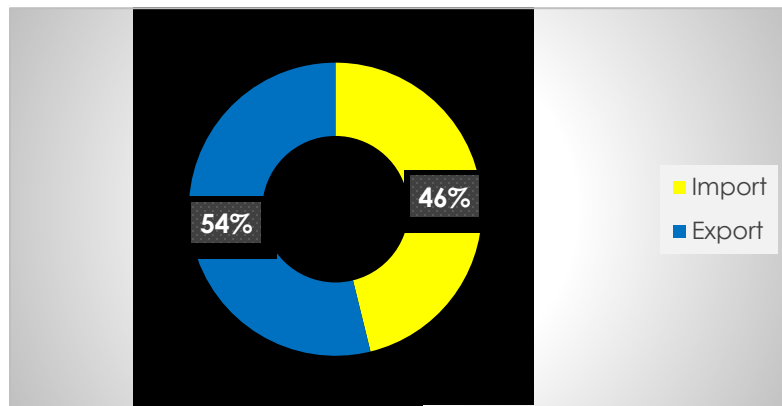
Trade Balance	Bn	-26.32	33.17
Current Account	Bn	-8.55	12.29
FDI-Net	Bn	-2.071	-1.392
Consumer Price Index	%	10.57	0.66
Unemployment	%	4.08	3.26
Lending Interest Rate	%	12.25	4.877
Population	Mn	216.57	31.95
Source: World Bank, Trade Map			

Table 2: Economic Comparison of Pakistan & Malaysia

1.2 Malaysia's Trade Profile

Figure 1

Malaysia's Trade Profile

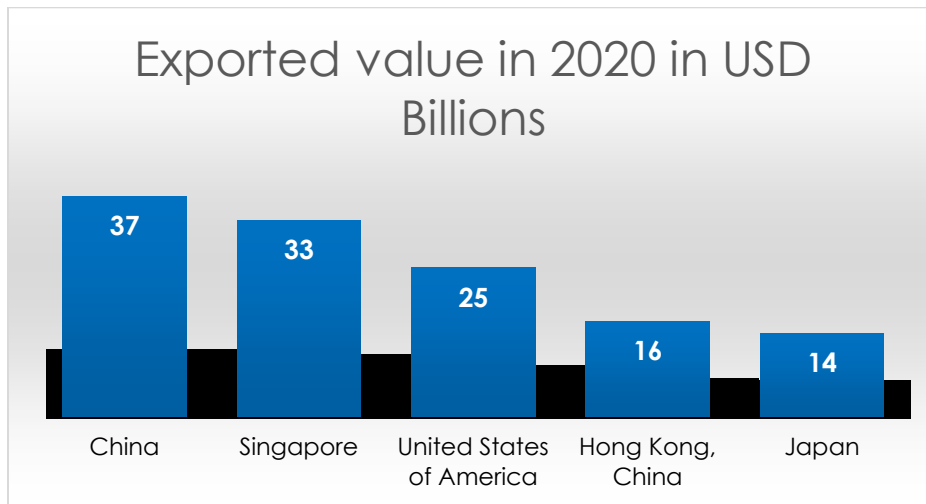


Source: UNCTAD, Comtrade

In the Year 2020, Malaysia's exported goods valued around USD 238 Bn. The major sectors which contributed in these exports were machinery and oil sectors followed by rubber, iron, steel and plastic industry. While the imports valued around USD 204 Bn. Major Imports consisted of machineries and minerals. Malaysia had an overall trade surplus of USD 34 Bn in year 2020 which is greater than Pakistan's total exports.

Analysis of existing utility rate of tariff lines negotiated in FTA with Malaysia

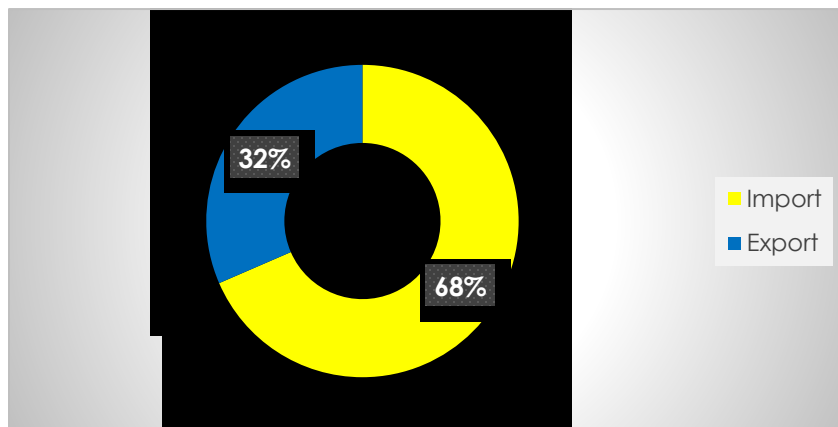
Figure 2:
Malaysia's Top 5 Exporting Trade Partners



Source: ITC, Trade Map

1.3 Pakistan's Trade Profile

Figure 3:
Pakistan's Trade Profile

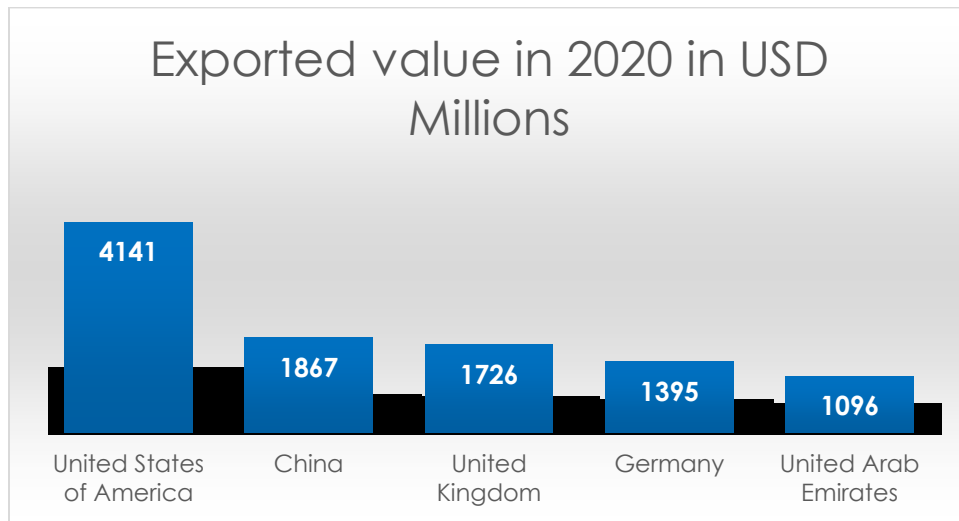


Analysis of existing utility rate of tariff lines negotiated in FTA with Malaysia

Source: Comtrade, UNCTAD

Pakistan's exports in year 2020 valued at USD 23 Bn. Major Exports were from textile, apparels, raw cotton, leather and cereals. While imports for the year 2020 valued USD 50 Bn. Major Imports of Pakistan are in petroleum and palm oil sector. Pakistan's major importing partners are China, America and Indonesia while major exports are routed to America, China and United Kingdom.

Figure 4:
Pakistan's Top 5 Exporting Trade Partners



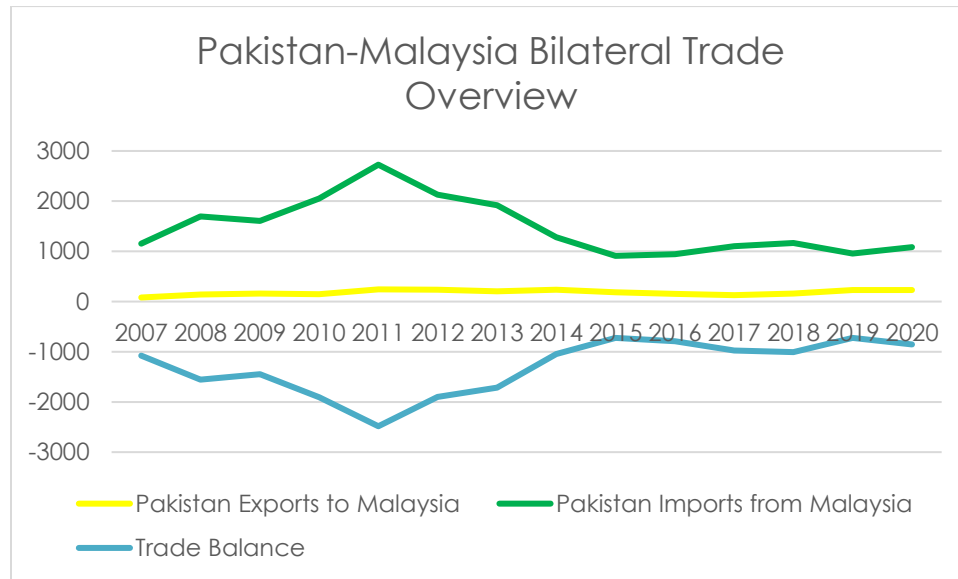
Source: ITC, Trade Map

2. Bilateral Trade Overview

Before signing the FTA, Pakistan’s exports to Malaysia in 2007 were US \$81 million. Its imports from Malaysia were US \$ 1.15 billion. Pakistan’s trade deficit with Malaysia in 2007 was US \$ 1.07 billion. After signing the agreement, overall trade remained unaffected.

Figure 5:

Pakistan-Malaysia Bilateral Trade US\$ millions



In 2019, Pakistan’s exports to Malaysia were US \$ 233 million. The imports of Pakistan from Malaysia was around US \$956.87 million.⁴ Pakistan’s trade deficit with Malaysia in 2019 was US \$729 million. This figure show that after signing the free trade agreement, Pakistan’s trade flows with Malaysia did not significantly improve.

⁴ ITC, Trade Map



Analysis of existing utility rate of tariff lines negotiated in FTA with Malaysia

Table 3:

Pakistan Malaysia Bilateral Trade Comparison in US\$ millions

	2007	2008	2009	2010	2011	2012	2013	2014	2015	2016	2017	2018	2019	2020
Pakistan Exports to Malaysia	81	138	158	145	243	233	204	233	186	151	129	158	232	232
Pakistan Imports from Malaysia	1,157.00	1,693	1608	2,054	2,727	2,131	1,919	1,280	910	944	1,102	1,164	956	1,085
Trade Balance	(1,076.00)	(1,555.00)	(1,450.00)	(1,909.00)	(2,484.00)	(1,898.00)	(1,715.00)	(1,047.00)	(724.00)	(793.00)	(973.00)	(1,006.00)	(724.00)	(853.00)

Source: ITC, Trade Map

Analysis of existing utility rate of tariff lines negotiated in FTA with Malaysia

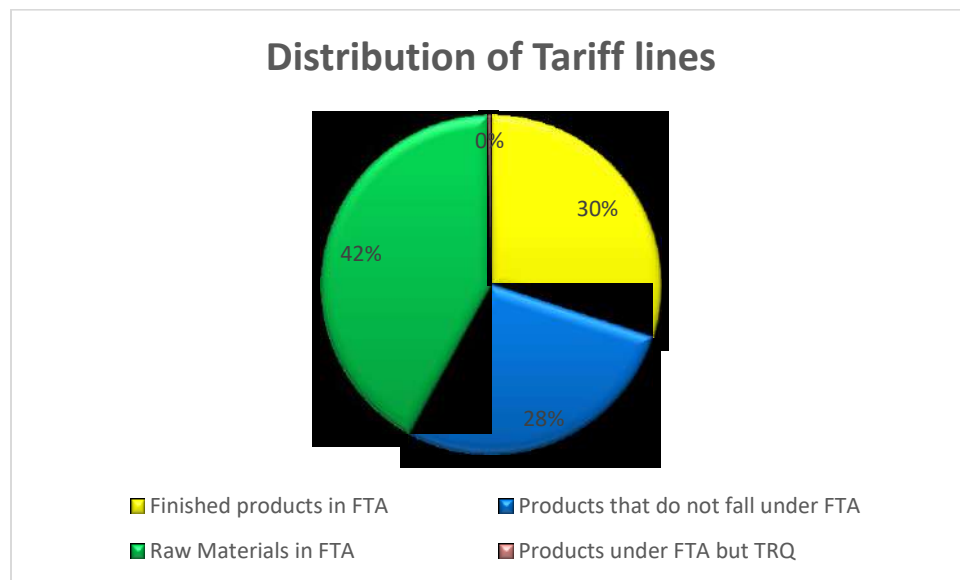
3. Utilization Rate of FTA

The export data shows that limited number of products are exported from Pakistan to Malaysia under this free trade agreement. Even the exported products that come under this scheme are raw material or semi-finished products. Pakistan’s total exports were USD 242.8Mn in 2020 according to the Pakistan Customs data. While exports under the FTA were USD 186 Mn, all the products are not exported at 0% tariff rate. Major exports in this category are of Rice and its by-products which were recorded to be USD 143 Mn. These products are exported in raw form without value addition.⁵

3.1. Tariff Lines Distribution of Pakistan’s Export to Malaysia

Figure 6:

Distribution of Tariff lines



Source: Pakistan Customs (WeBOC)

Pakistan has exported 590 different commodities to Malaysia in the Year 2020. The total value of these exports is around USD 242 Million. Out of these 590 products, 127 products have exported value less than USD 1000. The overall export is concentrated few products with very low export

⁵ Pakistan Customs, WeBoc



Analysis of existing utility rate of tariff lines negotiated in FTA with Malaysia

diversification. Around 63% of Pakistan's total export comprises of only 10 products which includes raw or semi-finished products.⁶

152 of the products out of 590 are finished products that are included in the free trade agreement but regular tariffs are imposed despite of the agreement (See complete list in Annexure 1). Raw materials overall constitute 42% of the total products being exported to Malaysia, i.e. 232 products out of 590(See complete list in Annexure 2). While 28% of the products are exported to Malaysia but do not fall under this agreement. These 204 products comprise of both i.e. raw and finished products. (See complete list in Annexure 3).

3.1.1. Case Study of Human Hair Waste (H.S Code 0501)-Marketing and Trade Diversion

Human hair waste is a commodity high in demand around the globe which is used in production of wigs and artificial hair. Under this agreement, Pakistan faces 0% tariff against this product in Malaysia, but there are no exports. Pakistan is exporting this product to Vietnam and Myanmar where prices of these commodities are low as compared to price offered by Malaysia and 5-10 % tariff is also being imposed against these commodities in Myanmar and Vietnam.

The trade potential of this product is around 5 Million USD in Malaysia according to import figures of year 2018 and 2019.⁷ Pakistan may tap this market as there are no special conditions or barriers against this product. Average price of Human Hair waste in Vietnam and Myanmar is around USD 2063/Ton and 1094 USD/Ton while Malaysia is importing Human hair at price USD 40,833/Ton from India.⁸ This sector can help Pakistan to increase exports in Malaysia and increase the utility rate of Free trade agreement.⁹ Exports of Human hair waste are covered under the article 22 sub clause (i) of the free trade agreement and satisfy the condition of origin issues.¹⁰

3.1.2. Case Study of Rock Salt (H.S Code 2501)-Price Regulation

Pakistan has largest salt reserves in the world and home to six other large mines and numerous smaller ones. The total reserves of rock salt deposits in Pakistan are inexhaustible. Geological survey has determined the existence of 10.54 billion tons of rock salt reserves at Bahadur Khel in

⁶ Pakistan Customs

⁷ ITC, Trade Map

⁸ Author's Calculation

⁹ ITC, Trade Map and UNCTAD

¹⁰ [https://www.commerce.gov.pk/wp-content/uploads/pdf/Pak-Malaysia-FTA\(TXT\).pdf](https://www.commerce.gov.pk/wp-content/uploads/pdf/Pak-Malaysia-FTA(TXT).pdf)



Analysis of existing utility rate of tariff lines negotiated in FTA with Malaysia

District Kohat.¹¹ Similarly, Khewra Salt Mine is the second largest salt range of the world.¹² Malaysia has given zero tariff rate to Pakistan against import of rock salt at 4 digit level for H.S 2501. The 4 digit H.S code is further divided into the following categories

Table 4:
Product category of H.S CODE 2501

Product Category H.S CODE	Product Description
2501	Salts including table salts, denaturized salts & pure sodium chloride
25010010	Table Salt
25010020	Rock Salt
25010090	Other forms of Salts

Source: ITC, Trade Map

Import of rock salt at 4 digit by Malaysia is more than 40 Million while Pakistan's share in this is only 1.1 Million.¹³

Table 5:
Price and Tariff rate Comparison

Country	Trade Value in USD Millions	Tariff Rate	USD Price per Ton
Pakistan	1.1	0%	110
Australia	13.4	<20%	59
India	8.09	<20%	51

Source: ITC, Trade map.

Australia and India despite of being the largest exporter of rock salt to Malaysia, are facing tariff rate of more than 20 %. Per ton export price of Australia and India to Malaysia is USD 59/Ton and USD 51/Ton respectively while Pakistan is exporting salt at the rate USD 110/Ton having zero tariff.¹⁴ The reason for decreased export from Pakistan is high price that is being charged. If the

¹¹ <http://www.pakistanembassy.no/wp-content/uploads/2021/04/Salt-Sector-of-Pakistan-TradeAnalysis.pdf>

¹² <http://www.pakistanembassy.no/wp-content/uploads/2021/04/Salt-Sector-of-Pakistan-TradeAnalysis.pdf>

¹³ ITC, Trade Map

¹⁴ ITC, Trade Map

Analysis of existing utility rate of tariff lines negotiated in FTA with Malaysia

price is decreased, the exports of salt can be increased to 45 to 50%. Exports of salt can be increased to 20 Million USD. Quality of Pakistani salt is far better and sufficient, pink salt which is produced in Pakistan is more in demand in Malaysia. To compete in international market, Pakistan must reconsider the prices.¹⁵

3.1.3. Case Study: Building stones, curbstones and worked monumental-Tariff

Negotiations

Pakistan is facing 30 % tariff rate in Malaysia under free trade agreement against product H.S Code 6802.¹⁶ Malaysia's total market potential of these products is around 40 Million while Pakistan's share is around USD 2000 only.¹⁷

Table 6:
Price and Tariff Rate Comparison

Country	Trade Value in USD	Tariff Rate	USD Price per KG
Pakistan	2000	30%	0.43
China	32.84 MN	0%	0.64
India	1.1 MN	0%	0.5

Source: ITC, Trade Map

India and China are exporting these products to Malaysia valued at 1.1 Million and USD 32.84 Million respectively at 0% tariff.¹⁸ Pakistan is exporting these products to Afghanistan and Korea at rate 0.099/Kg and 0.13/Kg respectively, while same products are being exported by India and China at rate 0.50/Kg and 0.64/Kg to Malaysia.¹⁹

If tariff rates are negotiated for these products, Pakistan can export these building stones to Malaysia at a competitive price which can increase Pakistan's export by 15-20 Million even if we capture 50 % market share in Malaysia. According to an estimate, if this tariff rate is reduced to 0% Pakistan can export these products at the rate of 0.091/Kg to Malaysia. Exporters will face no

¹⁵ WITS

¹⁶ https://www.commerce.gov.pk/wp-content/uploads/pdf/PM-Malasia_Schedule.pdf

¹⁷ ITC, Trade Map

¹⁸ <https://www.miti.gov.my/index.php/pages/view/4824?mid=609>

¹⁹ ITC, Trade Map

Analysis of existing utility rate of tariff lines negotiated in FTA with Malaysia

tariff costs and would be able to compete with India and China in this market segment. Although this Market potential has decreased in 2020 due to the pandemic as construction industry was not performing at its full capacity. There is no certificate of Origin limitation in this product as it fulfills the requirements specified in free trade agreement under the article 22 sub clause (e) of the agreement.²⁰

3.2. Negotiation for exclusion of rice and its products from HSL as per Article 130

Pakistan faces 40% tariff on rice and its products in Malaysia under the free trade agreement. Moreover, rice and its by-products products are placed under highly sensitive list by Malaysia. Pakistan's major agricultural exports comprises of this sector. Pakistan is exporting USD 81 Million of rice and its products out of total exports of 242 Million to Malaysia.²¹

Table 7 :

Tariff and Price comparison of rice exports to Malaysia

Country	Trade Value in USD Millions	Tariff Rate	USD Price per KG
Pakistan	81	40%	0.49
Vietnam	245	20%	0.46
India	163	20%	0.48

Source: ITC, Trade Map

Malaysia is primarily importing USD 245 Million worth of rice and its product form Vietnam and 163 Million USD from India. Vietnam is exporting at Per unit price of USD 0.46/Kg and India at USD 0.48/Kg. Pakistan exports the similar quality rice to China and Kenya at rate of 0.39/Kg and .44/Kg while in Malaysia we export at rate of USD .49/Kg.²² Because of limited availability of

²⁰ [https://www.commerce.gov.pk/wp-content/uploads/pdf/PAK-Malaysia-FTA\(TXT\).pdf](https://www.commerce.gov.pk/wp-content/uploads/pdf/PAK-Malaysia-FTA(TXT).pdf)

²¹ Pakistan Customs, WeBoc

²² ITC, Trade Map

Analysis of existing utility rate of tariff lines negotiated in FTA with Malaysia

land and resources, the production of rice cannot be increased²³. So, Pakistan should focus on increasing its export revenue from the existing and available resources. This is possible if exports are diverted to countries which offer higher per unit prices. In this context, Malaysia is a lucrative market. Negotiating the tariff will decrease cost by 20 % and due to high market price in Malaysia, Pakistan can divert its export there to earn more revenue. Even meagre increase in price of 5 cents in 1 M.T can increase the export revenue by USD 500. The impact of this small increase in a market more than 1.29 Million M.T. Diverting 50,000 M.T under this negotiation will increase Pakistan's export revenue by 25 Million in a situation where Pakistan exports more than 2.82 Million M.T.²⁴ Certificate of origin issue will not be faced and does not need to be negotiated for rice and its associated products as it falls under article 22 sub clause (a) of the free trade agreement.²⁵

3.2.1. Foot wear Industries export to Malaysia under FTA

Malaysia is imposing high tariff rates on footwear products imported by Pakistan ranging from 15-30%. The lowest tariff rate is 15% on leather footwear, sports footwear tariff rate is 25% which is high as compared to other countries as mentioned in Table 6.²⁶ Malaysia's total market for sports foot wear is USD 92 million and Pakistan's share in this market is only USD 0.13 Million.²⁷ Major exporter of these products to Malaysia are:

Table 8:

Price and Tariff Comparison of Countries

Country	Share in Exports USD Millions	Price Per Pair in USD	Tariff Rate
Vietnam	49	27.83	0%
China	23	10.55	0%
Indonesia	12	21.54	0%
India	1.7	18.04	0%
Cambodia	1.4	14.14	0%
Pakistan	.13	14.05	25%

²³ https://www.intracen.org/uploadedFiles/intracenorg/Content/Publications/NTM_Pakistan_final_with%20covers.pdf

²⁴ Author's Calculation

²⁵ [https://www.commerce.gov.pk/wp-content/uploads/pdf/PAK-Malaysia-FTA\(TXT\).pdf](https://www.commerce.gov.pk/wp-content/uploads/pdf/PAK-Malaysia-FTA(TXT).pdf)

²⁶ https://www.commerce.gov.pk/wp-content/uploads/pdf/PM-Malasia_Schedule.pdf

²⁷ ITC, Trade Map



Analysis of existing utility rate of tariff lines negotiated in FTA with Malaysia

Source: Comtrade, UNCTAD

ASEAN countries face 0% tariffs imposed by Malaysia. Manufacturing of sports shoes is a labor intensive task and can be manufactured in a cost effective way. Pakistan may negotiate tariff lines associated with sports industry. If Pakistan is able to tap only 10% market share in a market that imports 5 Million pair of shoes a year at the same price, the export revenue will be increased by 7 million.²⁸ Most of the raw materials used in manufacturing of sportswear are domestically produced any imported material used is less than 60 % in concentration which satisfies the certificate of origin condition as per article 23 sub clause (a) of the free trade agreement.²⁹

²⁸ Author's Calculation

²⁹ [https://www.commerce.gov.pk/wp-content/uploads/pdf/Pak-Malaysia-FTA\(TXT\).pdf](https://www.commerce.gov.pk/wp-content/uploads/pdf/Pak-Malaysia-FTA(TXT).pdf)



Analysis of existing utility rate of tariff lines negotiated in FTA with Malaysia

4. Service Trade Agreement and Free Trade Agreement

Along with the Pakistan-Malaysia Free Trade Agreement, Service trade agreement was also signed between the two countries which included services varying from financial to information technology sector. In the free trade agreement the two countries granted WTO plus status to each other.³⁰

As this report focuses on increasing the utilization rate of tariff lines, scope of this research is on the analysis of clauses that are associated with trade in goods. Article 4 of services trade agreement signed between Pakistan and Malaysia provides an opportunity to Pakistani exporters to establish a wholesale trade office in Malaysia with a condition of minimum 30% ownership of a Malaysian national. Wholesale trade offices can be utilized by exporters to secure export orders in Malaysian market but also other ASEAN countries as well.³¹

³⁰ [https://www.commerce.gov.pk/wp-content/uploads/pdf/Pak-Malaysia-FTA\(TXT\).pdf](https://www.commerce.gov.pk/wp-content/uploads/pdf/Pak-Malaysia-FTA(TXT).pdf)

³¹ <https://www.commerce.gov.pk/wp-content/uploads/pdf/PM-Schedule%20of%20Malaysia.pdf>



Analysis of existing utility rate of tariff lines negotiated in FTA with Malaysia

5. Tariff Lines Concessions on Import from Malaysia

Table 9:

Import tariff lines with Proposed Concessional Tariff Rates

H.S Code	Description	Current Tariff	Proposed Tariff	Impact on Duty Collected PKR
9401	Seats of used motor vehicle	35%	15%	32,186/-
7007	Glass for incorporation in vehicles	35%	15%	27,715/-
8206	Garage tools	35%	15%	12,890/-
6813	ARTICLES OF STONE, PLASTER, CEMENT, ASBESTOS, MICA OR SIMILAR MATERIALS.	35%	15%	12,153/-
7007	GLASS AND GLASSWARE.	35%	15%	8,988/-
7318	ARTICLES OF IRON AND STEEL.	35%	15%	4,840/-
8511	ELECTRICAL MACHINERY AND EQUIPMENT AND PARTS THEREOF; SOUND RECORDERS AND REPRODUCERS, TELEVISION IMAGE AND SOUND	35%	15%	3,625/-



Analysis of existing utility rate of tariff lines negotiated in FTA with Malaysia

	RECORDERS AND REPRODUCERS, AND PARTS AND ACCESSORIES OF SUCH ARTICLES.			
7007	GLASS AND GLASSWARE.	35%	15%	1,306/-

Source: Pakistan Customs

Pakistan can offer concessional duties to Malaysia against the above identified tariff lines. The identified products are related to sectors in which the domestic market is self-sufficient and can compete with the international market prices. The impact of the proposed tariff reduction on import duty collected is less than USD 1000/-. The sectors are identified on the basis of Malaysia's export potential, Pakistan's domestic demand and competitiveness.³²

5.1. HSL List (Plastic Scrap Waste)

Dumping of hazardous plastic waste is prohibited as per the laws of Basel convention products related to plastic waste were not kept in HSL list while negotiating the free trade agreement. The identified H.S code are 3915.9000 and 3915.3000 total import of waste scrap is USD 0.736 Mn³³ which is being dumped by Malaysia in Pakistan.³⁴ This issue has been identified but the products are not kept under the HSL. This is increasing the monetary cost but is also impacting Pakistan's environment significantly. The issue of environment should be raised with Malaysia in the next negotiation round to include such waste materials in the HSL and trading or dumping of such commodities may be completely banned.³⁵

³² Author's Calculation

³³ Pakistan Customs

³⁴ Pakistan Customs

³⁵ <https://www.dawn.com/news/1558107>



Analysis of existing utility rate of tariff lines negotiated in FTA with Malaysia

5.2. Soap Noodles (3401.1900) and Domestic Industry

Soap noodles are used as a raw material in manufacturing of soaps and other toiletries. Malaysia's total export of soap noodles to Pakistan is USD 1.039 Mn at USD 1,300/Ton while price in Pakistan market is USD 2,571/Ton.³⁶ Malaysia has been dumping these soap products in the domestic market at low prices which is effecting Pakistan's domestic soap and toiletries industry.³⁷ Numerous applications were filed under the anti-dumping duties ordinance in 2015 and 2018 to ban the import of this product to protect the domestic industry.³⁸ The applications and concerns of domestic industry were completely ignored during the negotiations.³⁹ For the protection of domestic industry, such products should be kept in HSL list or regulatory duty should be imposed and negotiated during the future negotiation rounds.

³⁶ ITC, Trade Map

³⁷ <https://www.dawn.com/news/961086/soap-noodles-dumping-probe-starts>

³⁸ https://ntc.gov.pk/wp-content/uploads/2016/07/Notice_of_Non-Initiation-F.pdf

³⁹ <http://ntc.gov.pk/wp-content/uploads/2016/05/Notice-of-initiation-soap-noodles.pdf>



6. Import of Fuse Boxes

Pakistan's current import of fuse boxes for motor vehicle and boards is USD 105 Mn per year, which are covered under the tariff lines H.S code 8537.1010, H.S code 8537.1020 and H.S Code 8537.1090.⁴⁰ While Pakistan is only importing fuse boxes worth of USD 0.26 Mn from Malaysia. The major reason low import is due to high tariff rates imposed by Pakistan on the import of these products from Malaysia i.e. 35 % for H.S code 8537.1010 and 8537.1020 while 25% for 8537.1090.⁴¹ Although the average price of these products in the Malaysian market is almost 45% less than the price at which Pakistan is importing these products. The average price at which Pakistan imports fuse boxes is USD 108,292/Ton while the Malaysian export price is USD61,324/ton.⁴² In order to reduce Pakistan's import bill, Pakistan may offer tariff concession to Malaysia on this product. Malaysia's total export of these products is more than USD 1.2 Bn. By diverting trade, Pakistan can reduce its import bill by USD 45 Mn.

6.1. Rubber Products

Pakistan's total import of rubber products in the Year 2020 was USD 550 Mn. The products which are being mainly imported by Pakistan are tires for motor vehicles and tires for busses and tractors bearing H.S code 4011.1000 and 4011.2000 respectively. The average price at which Pakistan is importing these products is USD 59/Unit while Malaysia is exporting the same products at USD 49/unit. The reason for Pakistan not importing these products from Malaysia is imposition of high tariffs i.e. 25%. Malaysia has an export potential of more than USD 309Mn.⁴³ Pakistan may reduce import tariff on tires under the free trade agreement with Malaysia and should import these products on concessional price to reduce the import bill.

⁴⁰ ITC, Trade Map

⁴¹ https://www.commerce.gov.pk/wp-content/uploads/pdf/PM-Malasia_Schedule.pdf

⁴² ITC, Trade Map

⁴³ ITC, Trade Map



7. Conclusion

The future of the world relies upon regional trade agreements rather than multilateral trade arrangements (Richard Baldwin, 2016). Moreover, according to researchers tariff reductions can increase the economic growth by 1-2% while tariff reduction and trade facilitation can increase the growth by 6-7% (Durongkaveroj, 2015). Benefits of these trade agreements are not bound by geographic locations but spill over all the nations. (Acar et al., 2009; Dao, 2015; Khoso et al., 2011).

Malaysia-Pakistan Closer Economic Partnership Agreement was signed primarily between Malaysia and Pakistan to promote trade relations but to also boost economic growth of both the partner countries. This agreement is significant because this is the first trade agreement between two OIC member countries. Unfortunately, the grounds on which this agreement was signed does not reflect in the actual trade balance and economic condition of Pakistan or Malaysia since the signing of this agreement.

Furthermore, Pakistan needs to learn from competitor countries such as the ASEAN members like Vietnam, Thailand and Indonesia or other competitors such as India. Participation in trade fairs, along with, branding, marketing and packaging of the products according to international standards is vital to increase market share in the Malaysian market. It is also necessary to diversify exports and ensure that there is not too much reliance on agriculture-based exports.

For Pakistan to reap the benefits from this agreement, exports of in-demand and lucrative products must be diverted towards Malaysia and cost effective products must be imported from Malaysia in order to reduce the overall import bill. As it is discussed in report the two countries need to increase the utility rate and have a spill over economic benefit from this agreement. The tariff lines discussed in this report highlight missing out of many crucial products. Underutilization of the potential of this agreement is indicative of optimistic prospects in future if exploited effectively. Moreover, special focus must be given to the services agreement which was signed under the FTA as discussed earlier in this report.



Analysis of existing utility rate of tariff lines negotiated in FTA with Malaysia

The study was conducted concisely on few tariff lines associated with the import and export potential for Pakistan. Future work can be oriented towards tariff rationalization and concession within this free trade agreement. Moreover, the certain constraint in conducting this study is the difference among the tariff levels between the two countries I.e. HS 08 for Pakistan and HS 09 for Malaysia..



References

- Acar M, A. S. (2009). South-East Asian Integration in the context of OIC: Implication of free trade among Malaysia, Indonesia and Bangladesh. *Journal of Economic Integration*, 1-18.
- Aguiar A, N. B. (2016). An overview of the GTAP 9 data base. *Journal of Global Economic Analysis*, 181-208.
- Alert, G. T. (n.d.). *Withdrawal of antidumping investigation on import of soap noodles*. Retrieved from <https://www.globaltradealert.org>: <https://www.globaltradealert.org/state-act/436/pakistan-initiation-and-withdrawal-of-antidumping-investigation-on-imports-of-soap-noodles-from-malaysia>
- Commerce, M. o. (2021). *Commerce*. Retrieved from https://www.commerce.gov.pk/wp-content/uploads/pdf/PM-Pakistan_Schedule.pdf: https://www.commerce.gov.pk/wp-content/uploads/pdf/PM-Pakistan_Schedule.pdf
- Commerce, M. o. (2021, 10). *Ministry of Commerce*. Retrieved from www.commerce.gov.pk: https://www.commerce.gov.pk/wp-content/uploads/pdf/PM-Malasia_Schedule.pdf
- Commission, N. T. (2016, 05). *Notice of Initiation soap noodles*. Retrieved from ntc.gov.pk: <http://ntc.gov.pk/wp-content/uploads/2016/05/Notice-of-initiation-soap-noodles.pdf>
- Commission, N. T. (2016, 07). *www.ntc.gov.pk*. Retrieved from Notice of Non initiation : https://ntc.gov.pk/wp-content/uploads/2016/07/Notice_of_Non-Initiation-F.pdf
- Dawn news*. (2018, 05). Retrieved from www.dawn.com: <https://www.dawn.com/news/961086/soap-noodles-dumping-probe-starts>
- M, A. (1991). Trade Policy Reform and Economic Performance: A Review of the Issues and Some Preliminary Evidence. *UNCTAD Discussion paper*, 41.
- Pakistan, N. (2019). <https://www.intracen.org>. Retrieved from https://www.intracen.org/uploadedFiles/intracenorg/Content/Publications/NTM_Pakistan_final_with%20covers.pdf



Annexure

Annexure 1: Complete list of finished products in Free Trade Agreement

HS Code	Tariff Description	Export Value US\$
1006.3090	CEREALS	63,658,043
0703.1000	EDIBLE VEGETABLES AND CERTAIN ROOTS AND TUBERS	45,885,021
1006.3010	CEREALS	12,518,629
1005.9000	CEREALS	6,273,454
0701.9000	EDIBLE VEGETABLES AND CERTAIN ROOTS AND TUBERS	6,108,371
6203.2200	ARTICLES OF APPAREL AND CLOTHING ACCESSORIES, NOT KNITTED OR CROCHETED.	5,933,146
0202.3000	MEAT AND EDIBLE MEAT OFFAL	1,763,590
0303.3900	FISH AND CRUSTACEANS, MOLLUSCS AND OTHER AQUATIC INVERTEBRATES	1,522,631
0306.1400	FISH AND CRUSTACEANS, MOLLUSCS AND OTHER AQUATIC INVERTEBRATES	777,777
0804.5020	EDIBLE FRUIT AND NUTS; PEEL OF CITRUS FRUIT OR MELONS	682,921
3304.9910	ESSENTIAL OILS AND RESINOIDS; PERFUMERY, COSMETIC OR TOILET PREPARATIONS.	664,757
6203.3900	ARTICLES OF APPAREL AND CLOTHING ACCESSORIES, NOT KNITTED OR CROCHETED.	545,536
6403.9100	FOOTWEAR, GAITERS AND THE LIKE; PARTS OF SUCH ARTICLES.	540,006
0910.9100	COFFEE, TEA, MATE AND SPICES	527,712
6116.1000	ARTICLES OF APPAREL AND CLOTHING ACCESSORIES, KNITTED OR CROCHETED.	514,670
6203.4200	ARTICLES OF APPAREL AND CLOTHING ACCESSORIES, NOT KNITTED OR CROCHETED.	493,100
6203.4900	ARTICLES OF APPAREL AND CLOTHING ACCESSORIES, NOT KNITTED OR CROCHETED.	464,261
4203.2920	ARTICLES OF LEATHER; SADDLERY AND HARNESES; TRAVEL GOODS, HANDBAGS AND SIMILAR CONTAINERS; ARTICLES OF ANIMAL GUT (OTHER THAN SILK-WORM GUTS).	423,563
8422.4000	NUCLEAR REACTOR, BOILERS, MACHINERY AND MECHANICAL APPLIANCES; PARTS THEREOF.	423,401
0712.2000	EDIBLE VEGETABLES AND CERTAIN ROOTS AND TUBERS	397,793
4107.1200	RAW HIDES AND SKINS (OTHER THAN FURSKINS) AND LEATHER.	396,874
2806.1000	INORGANIC CHEMICALS; ORGANIC OR INORGANIC COMPOUNDS OF PRECIOUS METALS, OF RARE-EARTH METALS, OF RADIOACTIVE ELEMENTS OR OF ISOTOPES.	340,046
8701.9290	VEHICLES OTHER THAN RAILWAY OR TRAMWAY ROLLING-STOCK AND PARTS AND ACCESSORIES THEREOF.	278,258
8422.3000	NUCLEAR REACTOR, BOILERS, MACHINERY AND MECHANICAL APPLIANCES; PARTS THEREOF.	251,560



Analysis of existing utility rate of tariff lines negotiated in FTA with Malaysia

6103.3900	ARTICLES OF APPAREL AND CLOTHING ACCESSORIES, KNITTED OR CROCHETED.	207,952
1104.2300	PRODUCTS OF THE MILLING INDUSTRY; MALT; STARCHES; INULIN; WHEAT GLUTEN	178,208
9405.2000	FURNITURE; BEDDING, MATTRESSES, MATTRESS SUPPORTS, CUSHIONS AND SIMILAR STUFFED FURNISHINGS; LAMPS AND LIGHTING-FITTINGS; LAMPS AND LIGHTING-FITTINGS, NOT ELSEWHERE SPECIFIED OR INCLUDED; ILLUMINATED SIGNS, ILLUMINATED NAME-PLATES AND THE LIKE; PREFABRICATED BUILDINGS.	178,203
5513.2100	MAN-MADE STAPLE FIBRES.	175,353
0303.4900	FISH AND CRUSTACEANS, MOLLUSCS AND OTHER AQUATIC INVERTEBRATES	174,223
8434.2000	NUCLEAR REACTOR, BOILERS, MACHINERY AND MECHANICAL APPLIANCES; PARTS THEREOF.	165,000
4203.2100	ARTICLES OF LEATHER; SADDLERY AND HARNESSSES; TRAVEL GOODS, HANDBAGS AND SIMILAR CONTAINERS; ARTICLES OF ANIMAL GUT (OTHER THAN SILK-WORM GUTS).	168,203
6103.4900	ARTICLES OF APPAREL AND CLOTHING ACCESSORIES, KNITTED OR CROCHETED.	165,181
6204.6990	ARTICLES OF APPAREL AND CLOTHING ACCESSORIES, NOT KNITTED OR CROCHETED.	161,456
0505.1000	PRODUCTS OF ANIMAL ORIGIN, NOT ELSEWHERE SPECIFIED OR INCLUDED	154,037
4107.9200	RAW HIDES AND SKINS (OTHER THAN FURSKINS) AND LEATHER.	155,112
4203.3000	ARTICLES OF LEATHER; SADDLERY AND HARNESSSES; TRAVEL GOODS, HANDBAGS AND SIMILAR CONTAINERS; ARTICLES OF ANIMAL GUT (OTHER THAN SILK-WORM GUTS).	138,733
4203.1010	ARTICLES OF LEATHER; SADDLERY AND HARNESSSES; TRAVEL GOODS, HANDBAGS AND SIMILAR CONTAINERS; ARTICLES OF ANIMAL GUT (OTHER THAN SILK-WORM GUTS).	131,807
6203.3300	ARTICLES OF APPAREL AND CLOTHING ACCESSORIES, NOT KNITTED OR CROCHETED.	132,961
5508.1000	MAN-MADE STAPLE FIBRES.	130,229
3304.9990	ESSENTIAL OILS AND RESINOIDS; PERFUMERY, COSMETIC OR TOILET PREPARATIONS.	120,678
9506.9990	TOYS, GAMES AND SPORTS REQUISITES; PARTS AND ACCESORIES THEREOF.	115,712
8433.9000	NUCLEAR REACTOR, BOILERS, MACHINERY AND MECHANICAL APPLIANCES; PARTS THEREOF.	115,323
6204.3900	ARTICLES OF APPAREL AND CLOTHING ACCESSORIES, NOT KNITTED OR CROCHETED.	116,778
9506.9960	TOYS, GAMES AND SPORTS REQUISITES; PARTS AND ACCESORIES THEREOF.	103,995
8432.9000	NUCLEAR REACTOR, BOILERS, MACHINERY AND MECHANICAL APPLIANCES; PARTS THEREOF.	100,311
5701.1010	CARPETS AND OTHER TEXTILE FLOOR COVERINGS.	86,963
8212.1000	TOOLS, IMPLEMENTS, CULTRY, SPOONS AND FORKS, OF BASE METAL; PARTS THEREOF OF BASE METAL.	83,430
0710.1000	EDIBLE VEGETABLES AND CERTAIN ROOTS AND TUBERS	71,690
6211.3200	ARTICLES OF APPAREL AND CLOTHING ACCESSORIES, NOT KNITTED OR CROCHETED.	51,961



Analysis of existing utility rate of tariff lines negotiated in FTA with Malaysia

6203.1990	ARTICLES OF APPAREL AND CLOTHING ACCESSORIES, NOT KNITTED OR CROCHETED.	50,547
6403.9900	FOOTWEAR, GAITERS AND THE LIKE; PARTS OF SUCH ARTICLES.	45,106
0405.9000	DAIRY PRODUCE; BIRDS' EGGS; NATURAL HONEY; EDIBLE PRODUCTS OF ANIMAL ORIGIN, NOT ELSEWHERE SPECIFIED OR INCLUDED	37,281
3401.2000	SOAP, ORGANIC SURFACE-ACTIVE AGENTS, WASHING PREPARATIONS, LUBRICATING PREPARATIONS, ARTIFICIAL WAXES, PREPARED WAXES, POLISHING OR SCOURING PREPARATIONS, CANDLES AND SIMILAR ARTICLES, MODELLING PASTES, "DENTAL WAXES" AND DENTAL PREPARATIONS WITH A BASIS OF PLASTER.	33,840
6403.2000	FOOTWEAR, GAITERS AND THE LIKE; PARTS OF SUCH ARTICLES.	25,773
9405.1090	FURNITURE; BEDDING, MATTRESSES, MATTRESS SUPPORTS, CUSHIONS AND SIMILAR STUFFED FURNISHINGS; LAMPS AND LIGHTING-FITTINGS; LAMPS AND LIGHTING-FITTINGS, NOT ELSEWHERE SPECIFIED OR INCLUDED; ILLUMINATED SIGNS, ILLUMINATED NAME-PLATES AND THE LIKE; PREFABRICATED BUILDINGS.	24,441
3305.1000	ESSENTIAL OILS AND RESINOIDS; PERFUMERY, COSMETIC OR TOILET PREPARATIONS.	25,565
6911.9000	CERAMIC PRODUCTS.	20,600
8213.0000	TOOLS, IMPLEMENTS, CULTERY, SPOONS AND FORKS, OF BASE METAL; PARTS THEREOF OF BASE METAL.	20,087
0303.1900	FISH AND CRUSTACEANS, MOLLUSCS AND OTHER AQUATIC INVERTEBRATES	15,528
4819.1000	PAPER AND PAPERBOARD; ARTICLES OF PAPER PULP, OF PAPER OR OF PAPERBOARD.	14,469
0106.3900	LIVE ANIMALS	13,670
6307.9030	OTHER MADE UP TEXTILE ARTICLES; SETS; WORN CLOTHING AND WORN TEXTILE ARTICLES; RAGS.	14,004
9605.0000	MISCELLANEOUS MANUFACTURED ARTICLES.	12,345
9506.6910	TOYS, GAMES AND SPORTS REQUISITES; PARTS AND ACCESORIES THEREOF.	12,011
4820.3000	PAPER AND PAPERBOARD; ARTICLES OF PAPER PULP, OF PAPER OR OF PAPERBOARD.	11,486
4420.9020	WOOD AND ARTICLES OF WOOD; WOOD CHARCOAL	10,091
0409.0000	DAIRY PRODUCE; BIRDS' EGGS; NATURAL HONEY; EDIBLE PRODUCTS OF ANIMAL ORIGIN, NOT ELSEWHERE SPECIFIED OR INCLUDED	9,264
8477.8000	NUCLEAR REACTOR, BOILERS, MACHINERY AND MECHANICAL APPLIANCES; PARTS THEREOF.	8,500
9506.6994	TOYS, GAMES AND SPORTS REQUISITES; PARTS AND ACCESORIES THEREOF.	8,526
9603.1000	MISCELLANEOUS MANUFACTURED ARTICLES.	8,538
0601.2000	LIVE TREES AND OTHER PLANTS; BULBS, ROOTS AND THE LIKE; CUT FLOWERS AND ORNAMENTAL FOLIAGE	8,320
4203.4000	ARTICLES OF LEATHER; SADDLERY AND HARNESSSES; TRAVEL GOODS, HANDBAGS AND SIMILAR CONTAINERS; ARTICLES OF ANIMAL GUT (OTHER THAN SILK-WORM GUTS).	8,233
8205.5900	TOOLS, IMPLEMENTS, CULTERY, SPOONS AND FORKS, OF BASE METAL; PARTS THEREOF OF BASE METAL.	6,289



Analysis of existing utility rate of tariff lines negotiated in FTA with Malaysia

9022.1400	OPTICAL, PHOTOGRAPHIC, CINEMATOGRAPHIC, MEASURING, CHECKING, PRECISION, MEDICAL OR SURGICAL INSTRUMENTS AND APPARATUS; PARTS AND ACCESSORIES THEREOF.	4,850
4901.9990	PRINTED BOOKS, NEWSPAPERS, PICTURES AND OTHER PRODUCTS OF THE PRINTING INDUSTRY; MANUSCRIPTS, TYPESCRIPTS AND PLANS.	5,078
9606.2920	MISCELLANEOUS MANUFACTURED ARTICLES.	4,791
8536.6100	ELECTRICAL MACHINERY AND EQUIPMENT AND PARTS THEREOF; SOUND RECORDERS AND REPRODUCERS, TELEVISION IMAGE AND SOUND RECORDERS AND REPRODUCERS, AND PARTS AND ACCESSORIES OF SUCH ARTICLES.	4,437
6507.0000	HEADGEAR AND PARTS THEREOF.	4,135
9506.9100	TOYS, GAMES AND SPORTS REQUISITES; PARTS AND ACCESORIES THEREOF.	3,998
8214.2000	TOOLS, IMPLEMENTS, CULTRY, SPOONS AND FORKS, OF BASE METAL; PARTS THEREOF OF BASE METAL.	3,547
0106.9000	LIVE ANIMALS	3,400
9023.0000	OPTICAL, PHOTOGRAPHIC, CINEMATOGRAPHIC, MEASURING, CHECKING, PRECISION, MEDICAL OR SURGICAL INSTRUMENTS AND APPARATUS; PARTS AND ACCESSORIES THEREOF.	2,500
0206.1000	MEAT AND EDIBLE MEAT OFFAL	2,500
0105.9400	LIVE ANIMALS	2,467
6404.2000	FOOTWEAR, GAITERS AND THE LIKE; PARTS OF SUCH ARTICLES.	2,000
9209.3000	MUSICAL INSTRUMENTS; PARTS AND ACCESSORIES OF SUCH ARTICLES.	2,047
6402.9900	FOOTWEAR, GAITERS AND THE LIKE; PARTS OF SUCH ARTICLES.	1,922
9619.0090	MISCELLANEOUS MANUFACTURED ARTICLES.	1,899
9506.2900	TOYS, GAMES AND SPORTS REQUISITES; PARTS AND ACCESORIES THEREOF.	1,950
6117.8000	ARTICLES OF APPAREL AND CLOTHING ACCESSORIES, KNITTED OR CROCHETED.	1,809
6404.1100	FOOTWEAR, GAITERS AND THE LIKE; PARTS OF SUCH ARTICLES.	1,710
6104.2900	ARTICLES OF APPAREL AND CLOTHING ACCESSORIES, KNITTED OR CROCHETED.	1,571
0813.2000	EDIBLE FRUIT AND NUTS; PEEL OF CITRUS FRUIT OR MELONS	1,240
8451.5000	NUCLEAR REACTOR, BOILERS, MACHINERY AND MECHANICAL APPLIANCES; PARTS THEREOF.	1,120
9506.9940	TOYS, GAMES AND SPORTS REQUISITES; PARTS AND ACCESORIES THEREOF.	1,030
9207.9000	MUSICAL INSTRUMENTS; PARTS AND ACCESSORIES OF SUCH ARTICLES.	1,000
9506.6100	TOYS, GAMES AND SPORTS REQUISITES; PARTS AND ACCESORIES THEREOF.	857
9506.6920	TOYS, GAMES AND SPORTS REQUISITES; PARTS AND ACCESORIES THEREOF.	600
0302.1900	FISH AND CRUSTACEANS, MOLLUSCS AND OTHER AQUATIC INVERTEBRATES	720



Analysis of existing utility rate of tariff lines negotiated in FTA with Malaysia

9403.3000	FURNITURE; BEDDING, MATTRESSES, MATTRESS SUPPORTS, CUSHIONS AND SIMILAR STUFFED FURNISHINGS; LAMPS AND LIGHTING-FITTINGS; LAMPS AND LIGHTING-FITTINGS, NOT ELSEWHERE SPECIFIED OR INCLUDED; ILLUMINATED SIGNS, ILLUMINATED NAME-PLATES AND THE LIKE; PREFABRICATED BUILDINGS.	336
6114.9000	ARTICLES OF APPAREL AND CLOTHING ACCESSORIES, KNITTED OR CROCHETED.	300
6114.3000	ARTICLES OF APPAREL AND CLOTHING ACCESSORIES, KNITTED OR CROCHETED.	300
8460.2900	NUCLEAR REACTOR, BOILERS, MACHINERY AND MECHANICAL APPLIANCES; PARTS THEREOF.	200
8433.6000	NUCLEAR REACTOR, BOILERS, MACHINERY AND MECHANICAL APPLIANCES; PARTS THEREOF.	191
4821.9000	PAPER AND PAPERBOARD; ARTICLES OF PAPER PULP, OF PAPER OR OF PAPERBOARD.	173
3305.9090	ESSENTIAL OILS AND RESINOIDS; PERFUMERY, COSMETIC OR TOILET PREPARATIONS.	161
8472.9090	NUCLEAR REACTOR, BOILERS, MACHINERY AND MECHANICAL APPLIANCES; PARTS THEREOF.	136
8505.1100	ELECTRICAL MACHINERY AND EQUIPMENT AND PARTS THEREOF; SOUND RECORDERS AND REPRODUCERS, TELEVISION IMAGE AND SOUND RECORDERS AND REPRODUCERS, AND PARTS AND ACCESSORIES OF SUCH ARTICLES.	120
0510.0000	PRODUCTS OF ANIMAL ORIGIN, NOT ELSEWHERE SPECIFIED OR INCLUDED	100
0303.2900	FISH AND CRUSTACEANS, MOLLUSCS AND OTHER AQUATIC INVERTEBRATES	90
8451.9000	NUCLEAR REACTOR, BOILERS, MACHINERY AND MECHANICAL APPLIANCES; PARTS THEREOF.	80
9506.9930	TOYS, GAMES AND SPORTS REQUISITES; PARTS AND ACCESORIES THEREOF.	60
9404.1000	FURNITURE; BEDDING, MATTRESSES, MATTRESS SUPPORTS, CUSHIONS AND SIMILAR STUFFED FURNISHINGS; LAMPS AND LIGHTING-FITTINGS; LAMPS AND LIGHTING-FITTINGS, NOT ELSEWHERE SPECIFIED OR INCLUDED; ILLUMINATED SIGNS, ILLUMINATED NAME-PLATES AND THE LIKE; PREFABRICATED BUILDINGS.	50
8452.2900	NUCLEAR REACTOR, BOILERS, MACHINERY AND MECHANICAL APPLIANCES; PARTS THEREOF.	48
9001.1000	OPTICAL, PHOTOGRAPHIC, CINEMATOGRAPHIC, MEASURING, CHECKING, PRECISION, MEDICAL OR SURGICAL INSTRUMENTS AND APPARATUS; PARTS AND ACCESSORIES THEREOF.	21
9506.6999	TOYS, GAMES AND SPORTS REQUISITES; PARTS AND ACCESORIES THEREOF.	18
0305.1000	FISH AND CRUSTACEANS, MOLLUSCS AND OTHER AQUATIC INVERTEBRATES	6
9401.6900	FURNITURE; BEDDING, MATTRESSES, MATTRESS SUPPORTS, CUSHIONS AND SIMILAR STUFFED FURNISHINGS; LAMPS AND LIGHTING-FITTINGS; LAMPS AND LIGHTING-FITTINGS, NOT ELSEWHERE SPECIFIED OR INCLUDED; ILLUMINATED SIGNS, ILLUMINATED NAME-PLATES AND THE LIKE; PREFABRICATED BUILDINGS.	5
5703.2010	CARPETS AND OTHER TEXTILE FLOOR COVERINGS.	2
9607.1900	MISCELLANEOUS MANUFACTURED ARTICLES.	0



Analysis of existing utility rate of tariff lines negotiated in FTA with Malaysia

Annexure 2: Complete List of Raw materials traded in Free Trade Agreement

HS Code	Tariff Description	Export Value US\$
1207.4000	OIL SEEDS AND OLEAGINOUS FRUIT; MISCELLANEOUS GRAINS, SEEDS AND FRUIT; INDUSTRIAL OR MEDICINAL PLANTS; STRAW AND FODDER	1,076,440
6309.0000	OTHER MADE UP TEXTILE ARTICLES; SETS; WORN CLOTHING AND WORN TEXTILE ARTICLES; RAGS.	4,338,019
3503.0010	ALBUMINOIDAL SUBSTANCES; MODIFIED STARCHES; GLUES; ENZYMES.	2,328,927
9018.9090	OPTICAL, PHOTOGRAPHIC, CINEMATOGRAPHIC, MEASURING, CHECKING, PRECISION, MEDICAL OR SURGICAL INSTRUMENTS AND APPARATUS; PARTS AND ACCESSORIES THEREOF.	2,121,808
5407.5300	MAN-MADE FILAMENTS.	1,987,507
5202.9900	COTTON	1,679,655
6302.3990	OTHER MADE UP TEXTILE ARTICLES; SETS; WORN CLOTHING AND WORN TEXTILE ARTICLES; RAGS.	1,534,406
3815.1100	MISCELLANEOUS CHEMICAL PRODUCTS.	1,522,351
2207.1000	BEVERAGES, SPIRITS AND VINEGAR	1,204,944
5210.2100	COTTON	1,069,975
6109.1000	ARTICLES OF APPAREL AND CLOTHING ACCESSORIES, KNITTED OR CROCHETED.	1,043,026
2501.0020	SALT; SULPHUR, EARTHS AND STONE; PLASTERING MATERIALS, LIME AND CEMENT.	1,018,348
6302.3920	OTHER MADE UP TEXTILE ARTICLES; SETS; WORN CLOTHING AND WORN TEXTILE ARTICLES; RAGS.	969,572
2510.2000	SALT; SULPHUR, EARTHS AND STONE; PLASTERING MATERIALS, LIME AND CEMENT.	942,681
2529.2100	SALT; SULPHUR, EARTHS AND STONE; PLASTERING MATERIALS, LIME AND CEMENT.	935,961
5208.5200	COTTON	893,343
2207.2000	BEVERAGES, SPIRITS AND VINEGAR	768,322
2510.1000	SALT; SULPHUR, EARTHS AND STONE; PLASTERING MATERIALS, LIME AND CEMENT.	746,540
9404.9000	FURNITURE; BEDDING, MATTRESSES, MATTRESS SUPPORTS, CUSHIONS AND SIMILAR STUFFED FURNISHINGS; LAMPS AND LIGHTING-FITTINGS; LAMPS AND LIGHTING-FITTINGS, NOT ELSEWHERE SPECIFIED OR INCLUDED; ILLUMINATED SIGNS, ILLUMINATED NAME-PLATES AND THE LIKE; PREFABRICATED BUILDINGS.	719,299
5205.3200	COTTON	717,288
5206.2300	COTTON	437,804
5208.5100	COTTON	459,816
3907.4000	PLASTICS AND ARTICLES THEREOF	441,097
5206.2100	COTTON	358,039
7204.2900	IRON AND STEEL.	290,038
5211.4200	COTTON	302,086
5205.1200	COTTON	288,067



Analysis of existing utility rate of tariff lines negotiated in FTA with Malaysia

6205.9090	ARTICLES OF APPAREL AND CLOTHING ACCESSORIES, NOT KNITTED OR CROCHETED.	246,586
6109.9090	ARTICLES OF APPAREL AND CLOTHING ACCESSORIES, KNITTED OR CROCHETED.	243,668
4202.2900	ARTICLES OF LEATHER; SADDLERY AND HARNESSSES; TRAVEL GOODS, HANDBAGS AND SIMILAR CONTAINERS; ARTICLES OF ANIMAL GUT (OTHER THAN SILK-WORM GUTS).	224,927
5212.2500	COTTON	179,825
4811.5990	PAPER AND PAPERBOARD; ARTICLES OF PAPER PULP, OF PAPER OR OF PAPERBOARD.	179,396
5210.1100	COTTON	142,715
1005.1000	CEREALS	124,411
2519.1000	SALT; SULPHUR, EARTHS AND STONE; PLASTERING MATERIALS, LIME AND CEMENT.	126,418
5512.1900	MAN-MADE STAPLE FIBRES.	128,092
4203.2910	ARTICLES OF LEATHER; SADDLERY AND HARNESSSES; TRAVEL GOODS, HANDBAGS AND SIMILAR CONTAINERS; ARTICLES OF ANIMAL GUT (OTHER THAN SILK-WORM GUTS).	122,133
6105.1000	ARTICLES OF APPAREL AND CLOTHING ACCESSORIES, KNITTED OR CROCHETED.	118,651
6217.1000	ARTICLES OF APPAREL AND CLOTHING ACCESSORIES, NOT KNITTED OR CROCHETED.	114,762
6006.4200	KNITTED OR CROCHETED FABRICS.	115,406
3903.3000	PLASTICS AND ARTICLES THEREOF	112,596
5202.1000	COTTON	108,560
5407.5200	MAN-MADE FILAMENTS.	103,595
7902.0000	ZINC AND ARTICLES THEREOF.	88,411
6110.9000	ARTICLES OF APPAREL AND CLOTHING ACCESSORIES, KNITTED OR CROCHETED.	89,632
2702.1000	MINERAL FUELS, MINERAL OILS AND PRODUCTS OF THEIR DISTILLATION; BITUMINOUS SUBSTANCES; MINERAL WAXES.	84,360
3307.9090	ESSENTIAL OILS AND RESINOIDS; PERFUMERY, COSMETIC OR TOILET PREPARATIONS.	82,105
6101.3000	ARTICLES OF APPAREL AND CLOTHING ACCESSORIES, KNITTED OR CROCHETED.	78,726
4203.1090	ARTICLES OF LEATHER; SADDLERY AND HARNESSSES; TRAVEL GOODS, HANDBAGS AND SIMILAR CONTAINERS; ARTICLES OF ANIMAL GUT (OTHER THAN SILK-WORM GUTS).	77,494
3808.9990	MISCELLANEOUS CHEMICAL PRODUCTS.	75,807
6110.2000	ARTICLES OF APPAREL AND CLOTHING ACCESSORIES, KNITTED OR CROCHETED.	77,164
2001.9010	PREPARATION OF VEGETABLES, FRUIT, NUTS OR OTHER PART OF PLANTS.	77,088
6105.9000	ARTICLES OF APPAREL AND CLOTHING ACCESSORIES, KNITTED OR CROCHETED.	76,091
4420.9090	WOOD AND ARTICLES OF WOOD; WOOD CHARCOAL	75,015
6203.4300	ARTICLES OF APPAREL AND CLOTHING ACCESSORIES, NOT KNITTED OR CROCHETED.	74,080
5208.3100	COTTON	71,175
6204.4900	ARTICLES OF APPAREL AND CLOTHING ACCESSORIES, NOT KNITTED OR CROCHETED.	71,298



Analysis of existing utility rate of tariff lines negotiated in FTA with Malaysia

6203.2900	ARTICLES OF APPAREL AND CLOTHING ACCESSORIES, NOT KNITTED OR CROCHETED.	68,067
6104.6900	ARTICLES OF APPAREL AND CLOTHING ACCESSORIES, KNITTED OR CROCHETED.	65,805
6104.3900	ARTICLES OF APPAREL AND CLOTHING ACCESSORIES, KNITTED OR CROCHETED.	64,357
3004.9010	PHARMACEUTICAL PRODUCTS	60,373
2710.1993	MINERAL FUELS, MINERAL OILS AND PRODUCTS OF THEIR DISTILLATION; BITUMINOUS SUBSTANCES; MINERAL WAXES.	64,320
0902.3000	COFFEE, TEA, MATE AND SPICES	60,428
5513.4100	MAN-MADE STAPLE FIBRES.	57,244
3004.9099	PHARMACEUTICAL PRODUCTS	55,367
6116.9300	ARTICLES OF APPAREL AND CLOTHING ACCESSORIES, KNITTED OR CROCHETED.	55,387
6104.6200	ARTICLES OF APPAREL AND CLOTHING ACCESSORIES, KNITTED OR CROCHETED.	54,796
2106.9020	MISCELLANEOUS EDIBLE PREPARATIONS	51,355
6115.9900	ARTICLES OF APPAREL AND CLOTHING ACCESSORIES, KNITTED OR CROCHETED.	49,239
6103.4300	ARTICLES OF APPAREL AND CLOTHING ACCESSORIES, KNITTED OR CROCHETED.	48,164
5208.1200	COTTON	44,672
3906.9090	PLASTICS AND ARTICLES THEREOF	45,720
6116.9900	ARTICLES OF APPAREL AND CLOTHING ACCESSORIES, KNITTED OR CROCHETED.	45,080
4113.9000	RAW HIDES AND SKINS (OTHER THAN FURSKINS) AND LEATHER.	45,657
6103.3300	ARTICLES OF APPAREL AND CLOTHING ACCESSORIES, KNITTED OR CROCHETED.	44,827
5202.9100	COTTON	42,221
3003.9090	PHARMACEUTICAL PRODUCTS	44,321
2403.9990	TOBACCO AND MANUFACTURED TOBACCO SUBSTITUTES	43,760
6207.9900	ARTICLES OF APPAREL AND CLOTHING ACCESSORIES, NOT KNITTED OR CROCHETED.	41,048
5208.2100	COTTON	41,670
5208.3200	COTTON	40,988
4901.1000	PRINTED BOOKS, NEWSPAPERS, PICTURES AND OTHER PRODUCTS OF THE PRINTING INDUSTRY; MANUSCRIPTS, TYPESCRIPTS AND PLANS.	38,704
6115.9600	ARTICLES OF APPAREL AND CLOTHING ACCESSORIES, KNITTED OR CROCHETED.	38,244
5209.5100	COTTON	38,664
6301.4000	OTHER MADE UP TEXTILE ARTICLES; SETS; WORN CLOTHING AND WORN TEXTILE ARTICLES; RAGS.	34,999
6103.4200	ARTICLES OF APPAREL AND CLOTHING ACCESSORIES, KNITTED OR CROCHETED.	36,129
6113.0000	ARTICLES OF APPAREL AND CLOTHING ACCESSORIES, KNITTED OR CROCHETED.	36,887
6106.1000	ARTICLES OF APPAREL AND CLOTHING ACCESSORIES, KNITTED OR CROCHETED.	35,574
0812.9000	EDIBLE FRUIT AND NUTS; PEEL OF CITRUS FRUIT OR MELONS	34,057



Analysis of existing utility rate of tariff lines negotiated in FTA with Malaysia

5407.5400	MAN-MADE FILAMENTS.	35,725
3004.1090	PHARMACEUTICAL PRODUCTS	33,500
5209.3100	COTTON	32,297
7408.2100	COPPER AND ARTICLES THEREOF.	29,884
6305.9000	OTHER MADE UP TEXTILE ARTICLES; SETS; WORN CLOTHING AND WORN TEXTILE ARTICLES; RAGS.	29,282
4015.1900	RUBBER AND ARTICLES THEREOF	29,628
5212.1200	COTTON	29,096
6204.1200	ARTICLES OF APPAREL AND CLOTHING ACCESSORIES, NOT KNITTED OR CROCHETED.	29,299
6101.9000	ARTICLES OF APPAREL AND CLOTHING ACCESSORIES, KNITTED OR CROCHETED.	26,530
5210.3100	COTTON	25,460
2515.1200	SALT; SULPHUR, EARTHS AND STONE; PLASTERING MATERIALS, LIME AND CEMENT.	24,186
6203.1910	ARTICLES OF APPAREL AND CLOTHING ACCESSORIES, NOT KNITTED OR CROCHETED.	24,073
6110.3000	ARTICLES OF APPAREL AND CLOTHING ACCESSORIES, KNITTED OR CROCHETED.	24,793
6102.9000	ARTICLES OF APPAREL AND CLOTHING ACCESSORIES, KNITTED OR CROCHETED.	23,581
6216.0010	ARTICLES OF APPAREL AND CLOTHING ACCESSORIES, NOT KNITTED OR CROCHETED.	23,965
7406.2000	COPPER AND ARTICLES THEREOF.	23,550
6214.9090	ARTICLES OF APPAREL AND CLOTHING ACCESSORIES, NOT KNITTED OR CROCHETED.	22,897
7112.9900	NATURAL OR CULTURED PEARLS, PRECIOUS OR SEMI-PRECIOUS STONES, PRECIOUS METALS, METAL CLAD WITH PRECIOUS METAL AND ARTICLES THEREOF; IMITATION JEWELLERY; COIN.	19,996
6204.2300	ARTICLES OF APPAREL AND CLOTHING ACCESSORIES, NOT KNITTED OR CROCHETED.	19,985
3307.3000	ESSENTIAL OILS AND RESINOIDS; PERFUMERY, COSMETIC OR TOILET PREPARATIONS.	20,184
3903.9010	PLASTICS AND ARTICLES THEREOF	18,870
7204.2100	IRON AND STEEL.	18,768
5205.2100	COTTON	17,926
4201.0000	ARTICLES OF LEATHER; SADDLERY AND HARNESSSES; TRAVEL GOODS, HANDBAGS AND SIMILAR CONTAINERS; ARTICLES OF ANIMAL GUT (OTHER THAN SILK-WORM GUTS).	17,281
5204.1100	COTTON	16,766
3903.9090	PLASTICS AND ARTICLES THEREOF	17,009
4203.2990	ARTICLES OF LEATHER; SADDLERY AND HARNESSSES; TRAVEL GOODS, HANDBAGS AND SIMILAR CONTAINERS; ARTICLES OF ANIMAL GUT (OTHER THAN SILK-WORM GUTS).	15,969
4202.9100	ARTICLES OF LEATHER; SADDLERY AND HARNESSSES; TRAVEL GOODS, HANDBAGS AND SIMILAR CONTAINERS; ARTICLES OF ANIMAL GUT (OTHER THAN SILK-WORM GUTS).	15,868
6207.9100	ARTICLES OF APPAREL AND CLOTHING ACCESSORIES, NOT KNITTED OR CROCHETED.	15,051
6103.2900	ARTICLES OF APPAREL AND CLOTHING ACCESSORIES, KNITTED OR CROCHETED.	14,072



Analysis of existing utility rate of tariff lines negotiated in FTA with Malaysia

5301.3000	OTHER VEGETABLE TEXTILE FIBRES; PAPER YARN AND WOVEN FABRICS OF PAPER YARN.	13,632
5208.2200	COTTON	13,306
2701.2000	MINERAL FUELS, MINERAL OILS AND PRODUCTS OF THEIR DISTILLATION; BITUMINOUS SUBSTANCES; MINERAL WAXES.	12,000
5209.1200	COTTON	12,167
6104.2200	ARTICLES OF APPAREL AND CLOTHING ACCESSORIES, KNITTED OR CROCHETED.	11,950
5210.2900	COTTON	11,685
3005.1090	PHARMACEUTICAL PRODUCTS	10,179
0701.1000	EDIBLE VEGETABLES AND CERTAIN ROOTS AND TUBERS	9,584
5212.2200	COTTON	9,869
3924.1000	PLASTICS AND ARTICLES THEREOF	9,180
5310.1000	OTHER VEGETABLE TEXTILE FIBRES; PAPER YARN AND WOVEN FABRICS OF PAPER YARN.	9,375
2602.0000	ORSES, SLAG AND ASH	8,960
2502.0000	SALT; SULPHUR, EARTHS AND STONE; PLASTERING MATERIALS, LIME AND CEMENT.	8,600
5212.2300	COTTON	8,683
5211.3900	COTTON	8,034
5205.2700	COTTON	8,125
3907.1000	PLASTICS AND ARTICLES THEREOF	7,692
1905.3100	PREPARATION OF CEREALS, FLOUR, STARCH OR MILK; PASTRYCOOKS' PRODUCTS.	7,329
3005.9090	PHARMACEUTICAL PRODUCTS	7,380
9018.1900	OPTICAL, PHOTOGRAPHIC, CINEMATOGRAPHIC, MEASURING, CHECKING, PRECISION, MEDICAL OR SURGICAL INSTRUMENTS AND APPARATUS; PARTS AND ACCESSORIES THEREOF.	7,235
5407.6900	MAN-MADE FILAMENTS.	6,834
5205.2800	COTTON	6,975
3401.1990	SOAP, ORGANIC SURFACE-ACTIVE AGENTS, WASHING PREPARATIONS, LUBRICATING PREPARATIONS, ARTIFICIAL WAXES, PREPARED WAXES, POLISHING OR SCOURING PREPARATIONS, CANDLES AND SIMILAR ARTICLES, MODELLING PASTES, "DENTAL WAXES" AND DENTAL PREPARATIONS WITH A BASIS OF PLASTER.	6,387
1902.1990	PREPARATION OF CEREALS, FLOUR, STARCH OR MILK; PASTRYCOOKS' PRODUCTS.	6,139
3903.1990	PLASTICS AND ARTICLES THEREOF	5,825
7606.1200	ALUMINIUM AND ARTICLES THEREOF.	5,813
5208.2900	COTTON	5,516
0910.3000	COFFEE, TEA, MATE AND SPICES	5,408
6305.1000	OTHER MADE UP TEXTILE ARTICLES; SETS; WORN CLOTHING AND WORN TEXTILE ARTICLES; RAGS.	5,800
6105.2000	ARTICLES OF APPAREL AND CLOTHING ACCESSORIES, KNITTED OR CROCHETED.	5,461
6117.1010	ARTICLES OF APPAREL AND CLOTHING ACCESSORIES, KNITTED OR CROCHETED.	5,580
5804.3000	SPECIAL WOVEN FABRICS; TUFTED TEXTILE FABRICS; LACE; TAPESTRIES; TRIMMINGS; EMBROIDERY.	5,200



Analysis of existing utility rate of tariff lines negotiated in FTA with Malaysia

6306.2200	OTHER MADE UP TEXTILE ARTICLES; SETS; WORN CLOTHING AND WORN TEXTILE ARTICLES; RAGS.	5,139
5807.1020	SPECIAL WOVEN FABRICS; TUFTED TEXTILE FABRICS; LACE; TAPESTRIES; TRIMMINGS; EMBROIDERY.	4,718
6208.9100	ARTICLES OF APPAREL AND CLOTHING ACCESSORIES, NOT KNITTED OR CROCHETED.	4,096
6303.9900	OTHER MADE UP TEXTILE ARTICLES; SETS; WORN CLOTHING AND WORN TEXTILE ARTICLES; RAGS.	4,087
6104.1900	ARTICLES OF APPAREL AND CLOTHING ACCESSORIES, KNITTED OR CROCHETED.	3,956
6213.2000	ARTICLES OF APPAREL AND CLOTHING ACCESSORIES, NOT KNITTED OR CROCHETED.	3,660
8413.9110	NUCLEAR REACTOR, BOILERS, MACHINERY AND MECHANICAL APPLIANCES; PARTS THEREOF.	3,395
6404.1900	FOOTWEAR, GAITERS AND THE LIKE; PARTS OF SUCH ARTICLES.	3,298
6201.9200	ARTICLES OF APPAREL AND CLOTHING ACCESSORIES, NOT KNITTED OR CROCHETED.	2,960
1213.0000	OIL SEEDS AND OLEAGINOUS FRUIT; MISCELLANEOUS GRAINS, SEEDS AND FRUIT; INDUSTRIAL OR MEDICINAL PLANTS; STRAW AND FODDER	2,965
6204.2200	ARTICLES OF APPAREL AND CLOTHING ACCESSORIES, NOT KNITTED OR CROCHETED.	2,628
6204.3200	ARTICLES OF APPAREL AND CLOTHING ACCESSORIES, NOT KNITTED OR CROCHETED.	2,418
6204.4300	ARTICLES OF APPAREL AND CLOTHING ACCESSORIES, NOT KNITTED OR CROCHETED.	2,087
6111.2000	ARTICLES OF APPAREL AND CLOTHING ACCESSORIES, KNITTED OR CROCHETED.	1,831
6303.9210	OTHER MADE UP TEXTILE ARTICLES; SETS; WORN CLOTHING AND WORN TEXTILE ARTICLES; RAGS.	1,890
1302.1900	LAC; GUMS, RESINS AND OTHER VEGETABLE SAPS AND EXTRACTS	1,847
6602.0090	UMBRELLAS, SUN UMBRELLAS, WALKING STICKS, WHIPS, RIDING-CROPS AND PARTS THEREOF.	1,615
6208.9900	ARTICLES OF APPAREL AND CLOTHING ACCESSORIES, NOT KNITTED OR CROCHETED.	1,495
5212.1300	COTTON	1,449
2506.1000	SALT; SULPHUR, EARTHS AND STONE; PLASTERING MATERIALS, LIME AND CEMENT.	1,010
6802.9900	ARTICLES OF STONE, PLASTER, CEMENT, ASBESTOS, MICA OR SIMILAR MATERIALS.	988
6111.9000	ARTICLES OF APPAREL AND CLOTHING ACCESSORIES, KNITTED OR CROCHETED.	900
6103.1000	ARTICLES OF APPAREL AND CLOTHING ACCESSORIES, KNITTED OR CROCHETED.	864
8205.9000	TOOLS, IMPLEMENTS, CULTRY, SPOONS AND FORKS, OF BASE METAL; PARTS THEREOF OF BASE METAL.	820
8308.9090	MISCELLANEOUS ARTICLES OF BASE METAL.	701
8309.9090	MISCELLANEOUS ARTICLES OF BASE METAL.	669
6211.4900	ARTICLES OF APPAREL AND CLOTHING ACCESSORIES, NOT KNITTED OR CROCHETED.	624
6506.1000	HEADGEAR AND PARTS THEREOF.	584
6203.3200	ARTICLES OF APPAREL AND CLOTHING ACCESSORIES, NOT KNITTED OR CROCHETED.	525
8483.9090	NUCLEAR REACTOR, BOILERS, MACHINERY AND MECHANICAL APPLIANCES; PARTS THEREOF.	510



Analysis of existing utility rate of tariff lines negotiated in FTA with Malaysia

4203.1030	ARTICLES OF LEATHER; SADDLERY AND HARNESSSES; TRAVEL GOODS, HANDBAGS AND SIMILAR CONTAINERS; ARTICLES OF ANIMAL GUT (OTHER THAN SILK-WORM GUTS).	420
9102.1100	CLOCKS AND WATCHES AND PARTS THEREOF.	390
6204.1100	ARTICLES OF APPAREL AND CLOTHING ACCESSORIES, NOT KNITTED OR CROCHETED.	255
8464.9000	NUCLEAR REACTOR, BOILERS, MACHINERY AND MECHANICAL APPLIANCES; PARTS THEREOF.	237
4202.1120	ARTICLES OF LEATHER; SADDLERY AND HARNESSSES; TRAVEL GOODS, HANDBAGS AND SIMILAR CONTAINERS; ARTICLES OF ANIMAL GUT (OTHER THAN SILK-WORM GUTS).	204
5007.2000	SILK	190
8708.9990	VEHICLES OTHER THAN RAILWAY OR TRAMWAY ROLLING-STOCK AND PARTS AND ACCESSORIES THEREOF.	186
7326.1930	ARTICLES OF IRON AND STEEL.	179
5209.2900	COTTON	148
7326.9090	ARTICLES OF IRON AND STEEL.	135
4202.3900	ARTICLES OF LEATHER; SADDLERY AND HARNESSSES; TRAVEL GOODS, HANDBAGS AND SIMILAR CONTAINERS; ARTICLES OF ANIMAL GUT (OTHER THAN SILK-WORM GUTS).	128
4203.2930	ARTICLES OF LEATHER; SADDLERY AND HARNESSSES; TRAVEL GOODS, HANDBAGS AND SIMILAR CONTAINERS; ARTICLES OF ANIMAL GUT (OTHER THAN SILK-WORM GUTS).	105
6204.4290	ARTICLES OF APPAREL AND CLOTHING ACCESSORIES, NOT KNITTED OR CROCHETED.	75
9608.1000	MISCELLANEOUS MANUFACTURED ARTICLES.	78
6206.1000	ARTICLES OF APPAREL AND CLOTHING ACCESSORIES, NOT KNITTED OR CROCHETED.	72
8307.1000	MISCELLANEOUS ARTICLES OF BASE METAL.	56
6108.3100	ARTICLES OF APPAREL AND CLOTHING ACCESSORIES, KNITTED OR CROCHETED.	49
6201.1900	ARTICLES OF APPAREL AND CLOTHING ACCESSORIES, NOT KNITTED OR CROCHETED.	36
2508.3000	SALT; SULPHUR, EARTHS AND STONE; PLASTERING MATERIALS, LIME AND CEMENT.	33
9031.9000	OPTICAL, PHOTOGRAPHIC, CINEMATOGRAPHIC, MEASURING, CHECKING, PRECISION, MEDICAL OR SURGICAL INSTRUMENTS AND APPARATUS; PARTS AND ACCESSORIES THEREOF.	30
6804.3000	ARTICLES OF STONE, PLASTER, CEMENT, ASBESTOS, MICA OR SIMILAR MATERIALS.	24
6006.2200	KNITTED OR CROCHETED FABRICS.	19
6201.9300	ARTICLES OF APPAREL AND CLOTHING ACCESSORIES, NOT KNITTED OR CROCHETED.	10
6506.9900	HEADGEAR AND PARTS THEREOF.	8
1006.1090	CEREALS	2
4819.4000	PAPER AND PAPERBOARD; ARTICLES OF PAPER PULP, OF PAPER OR OF PAPERBOARD.	1



Analysis of existing utility rate of tariff lines negotiated in FTA with Malaysia

Annexure 3: Complete list of products not included in Free Trade Agreement

HS Code	Tariff Description	Export Value US\$
0303.8900	FISH AND CRUSTACEANS, MOLLUSCS AND OTHER AQUATIC INVERTEBRATES	5,419,841
6302.6010	OTHER MADE UP TEXTILE ARTICLES; SETS; WORN CLOTHING AND WORN TEXTILE ARTICLES; RAGS.	4,551,410
5206.2200	COTTON	4,473,072
6302.3190	OTHER MADE UP TEXTILE ARTICLES; SETS; WORN CLOTHING AND WORN TEXTILE ARTICLES; RAGS.	2,870,646
0306.1700	FISH AND CRUSTACEANS, MOLLUSCS AND OTHER AQUATIC INVERTEBRATES	2,886,612
4004.0090	RUBBER AND ARTICLES THEREOF	2,279,862
0303.8200	FISH AND CRUSTACEANS, MOLLUSCS AND OTHER AQUATIC INVERTEBRATES	2,226,553
6302.3910	OTHER MADE UP TEXTILE ARTICLES; SETS; WORN CLOTHING AND WORN TEXTILE ARTICLES; RAGS.	2,168,437
6302.3130	OTHER MADE UP TEXTILE ARTICLES; SETS; WORN CLOTHING AND WORN TEXTILE ARTICLES; RAGS.	2,094,202
1605.5400	PREPARATION OF MEAT, OF FISH OR OF CRUSTACEANS, MOLLUSCS OR OTHER AQUATIC INVERTEBRATES.	1,659,686
0307.4300	FISH AND CRUSTACEANS, MOLLUSCS AND OTHER AQUATIC INVERTEBRATES	1,462,517
0304.9900	FISH AND CRUSTACEANS, MOLLUSCS AND OTHER AQUATIC INVERTEBRATES	1,257,202
0303.5900	FISH AND CRUSTACEANS, MOLLUSCS AND OTHER AQUATIC INVERTEBRATES	980,476
3808.9110	MISCELLANEOUS CHEMICAL PRODUCTS.	934,775
6302.3110	OTHER MADE UP TEXTILE ARTICLES; SETS; WORN CLOTHING AND WORN TEXTILE ARTICLES; RAGS.	779,026
6301.3000	OTHER MADE UP TEXTILE ARTICLES; SETS; WORN CLOTHING AND WORN TEXTILE ARTICLES; RAGS.	766,519
6115.9500	ARTICLES OF APPAREL AND CLOTHING ACCESSORIES, KNITTED OR CROCHETED.	674,787
3915.9000	PLASTICS AND ARTICLES THEREOF	618,942
6302.3930	OTHER MADE UP TEXTILE ARTICLES; SETS; WORN CLOTHING AND WORN TEXTILE ARTICLES; RAGS.	578,396
1006.4000	CEREALS	572,983
2501.0090	SALT; SULPHUR, EARTHS AND STONE; PLASTERING MATERIALS, LIME AND CEMENT.	556,384
6302.9900	OTHER MADE UP TEXTILE ARTICLES; SETS; WORN CLOTHING AND WORN TEXTILE ARTICLES; RAGS.	526,233
0303.5400	FISH AND CRUSTACEANS, MOLLUSCS AND OTHER AQUATIC INVERTEBRATES	520,427
5212.1500	COTTON	479,575
6302.1090	OTHER MADE UP TEXTILE ARTICLES; SETS; WORN CLOTHING AND WORN TEXTILE ARTICLES; RAGS.	478,387
6307.9090	OTHER MADE UP TEXTILE ARTICLES; SETS; WORN CLOTHING AND WORN TEXTILE ARTICLES; RAGS.	434,623



Analysis of existing utility rate of tariff lines negotiated in FTA with Malaysia

9506.6210	TOYS, GAMES AND SPORTS REQUISITES; PARTS AND ACCESSORIES THEREOF.	429,772
6305.3900	OTHER MADE UP TEXTILE ARTICLES; SETS; WORN CLOTHING AND WORN TEXTILE ARTICLES; RAGS.	425,807
6116.9200	ARTICLES OF APPAREL AND CLOTHING ACCESSORIES, KNITTED OR CROCHETED.	394,423
6302.3150	OTHER MADE UP TEXTILE ARTICLES; SETS; WORN CLOTHING AND WORN TEXTILE ARTICLES; RAGS.	384,682
1302.3210	LAC; GUMS, RESINS AND OTHER VEGETABLE SAPS AND EXTRACTS	379,285
1108.1200	PRODUCTS OF THE MILLING INDUSTRY; MALT; STARCHES; INULIN; WHEAT GLUTEN	320,228
6302.2200	OTHER MADE UP TEXTILE ARTICLES; SETS; WORN CLOTHING AND WORN TEXTILE ARTICLES; RAGS.	313,105
0303.5300	FISH AND CRUSTACEANS, MOLLUSCS AND OTHER AQUATIC INVERTEBRATES	294,157
6304.9900	OTHER MADE UP TEXTILE ARTICLES; SETS; WORN CLOTHING AND WORN TEXTILE ARTICLES; RAGS.	270,914
1207.9900	OIL SEEDS AND OLEAGINOUS FRUIT; MISCELLANEOUS GRAINS, SEEDS AND FRUIT; INDUSTRIAL OR MEDICINAL PLANTS; STRAW AND FODDER	255,278
6307.1090	OTHER MADE UP TEXTILE ARTICLES; SETS; WORN CLOTHING AND WORN TEXTILE ARTICLES; RAGS.	247,444
6306.2990	OTHER MADE UP TEXTILE ARTICLES; SETS; WORN CLOTHING AND WORN TEXTILE ARTICLES; RAGS.	237,826
0303.6900	FISH AND CRUSTACEANS, MOLLUSCS AND OTHER AQUATIC INVERTEBRATES	221,962
6310.9000	OTHER MADE UP TEXTILE ARTICLES; SETS; WORN CLOTHING AND WORN TEXTILE ARTICLES; RAGS.	201,158
5807.1010	SPECIAL WOVEN FABRICS; TUFTED TEXTILE FABRICS; LACE; TAPESTRIES; TRIMMINGS; EMBROIDERY.	205,961
2501.0030	SALT; SULPHUR, EARTHS AND STONE; PLASTERING MATERIALS, LIME AND CEMENT.	203,418
0307.7200	FISH AND CRUSTACEANS, MOLLUSCS AND OTHER AQUATIC INVERTEBRATES	177,944
6304.1900	OTHER MADE UP TEXTILE ARTICLES; SETS; WORN CLOTHING AND WORN TEXTILE ARTICLES; RAGS.	175,084
0805.2910	EDIBLE FRUIT AND NUTS; PEEL OF CITRUS FRUIT OR MELONS	169,633
0301.1100	FISH AND CRUSTACEANS, MOLLUSCS AND OTHER AQUATIC INVERTEBRATES	174,197
6306.1210	OTHER MADE UP TEXTILE ARTICLES; SETS; WORN CLOTHING AND WORN TEXTILE ARTICLES; RAGS.	168,990
0805.2100	EDIBLE FRUIT AND NUTS; PEEL OF CITRUS FRUIT OR MELONS	158,180
1211.9000	OIL SEEDS AND OLEAGINOUS FRUIT; MISCELLANEOUS GRAINS, SEEDS AND FRUIT; INDUSTRIAL OR MEDICINAL PLANTS; STRAW AND FODDER	148,395
6303.9110	OTHER MADE UP TEXTILE ARTICLES; SETS; WORN CLOTHING AND WORN TEXTILE ARTICLES; RAGS.	147,954
3004.9020	PHARMACEUTICAL PRODUCTS	138,272
2501.0010	SALT; SULPHUR, EARTHS AND STONE; PLASTERING MATERIALS, LIME AND CEMENT.	135,739



Analysis of existing utility rate of tariff lines negotiated in FTA with Malaysia

2009.7900	PREPARATION OF VEGETABLES, FRUIT, NUTS OR OTHER PART OF PLANTS.	134,223
6204.6290	ARTICLES OF APPAREL AND CLOTHING ACCESSORIES, NOT KNITTED OR CROCHETED.	127,180
3915.1000	PLASTICS AND ARTICLES THEREOF	116,006
6302.6090	OTHER MADE UP TEXTILE ARTICLES; SETS; WORN CLOTHING AND WORN TEXTILE ARTICLES; RAGS.	115,237
8212.2000	TOOLS, IMPLEMENTS, CULTERY, SPOONS AND FORKS, OF BASE METAL; PARTS THEREOF OF BASE METAL.	113,030
5807.1090	SPECIAL WOVEN FABRICS; TUFTED TEXTILE FABRICS; LACE; TAPESTRIES; TRIMMINGS; EMBROIDERY.	112,058
6304.9300	OTHER MADE UP TEXTILE ARTICLES; SETS; WORN CLOTHING AND WORN TEXTILE ARTICLES; RAGS.	106,837
8701.9220	VEHICLES OTHER THAN RAILWAY OR TRAMWAY ROLLING-STOCK AND PARTS AND ACCESSORIES THEREOF.	79,167
6302.1020	OTHER MADE UP TEXTILE ARTICLES; SETS; WORN CLOTHING AND WORN TEXTILE ARTICLES; RAGS.	76,143
5802.1900	SPECIAL WOVEN FABRICS; TUFTED TEXTILE FABRICS; LACE; TAPESTRIES; TRIMMINGS; EMBROIDERY.	67,578
7323.9300	ARTICLES OF IRON AND STEEL.	61,391
6301.9000	OTHER MADE UP TEXTILE ARTICLES; SETS; WORN CLOTHING AND WORN TEXTILE ARTICLES; RAGS.	60,673
8701.9310	VEHICLES OTHER THAN RAILWAY OR TRAMWAY ROLLING-STOCK AND PARTS AND ACCESSORIES THEREOF.	56,300
6505.0000	HEADGEAR AND PARTS THEREOF.	58,156
6307.1050	OTHER MADE UP TEXTILE ARTICLES; SETS; WORN CLOTHING AND WORN TEXTILE ARTICLES; RAGS.	54,731
6302.3200	OTHER MADE UP TEXTILE ARTICLES; SETS; WORN CLOTHING AND WORN TEXTILE ARTICLES; RAGS.	50,295
2401.2000	TOBACCO AND MANUFACTURED TOBACCO SUBSTITUTES	44,652
7612.1000	ALUMINIUM AND ARTICLES THEREOF.	44,629
0303.5500	FISH AND CRUSTACEANS, MOLLUSCS AND OTHER AQUATIC INVERTEBRATES	43,153
7404.0010	COPPER AND ARTICLES THEREOF.	44,136
6304.9200	OTHER MADE UP TEXTILE ARTICLES; SETS; WORN CLOTHING AND WORN TEXTILE ARTICLES; RAGS.	42,499
0909.6100	COFFEE, TEA, MATE AND SPICES	40,950
6307.9020	OTHER MADE UP TEXTILE ARTICLES; SETS; WORN CLOTHING AND WORN TEXTILE ARTICLES; RAGS.	39,536
7001.0000	GLASS AND GLASSWARE.	33,814
9403.6000	FURNITURE; BEDDING, MATTRESSES, MATTRESS SUPPORTS, CUSHIONS AND SIMILAR STUFFED FURNISHINGS; LAMPS AND LIGHTING-FITTINGS; LAMPS AND LIGHTING-FITTINGS, NOT ELSEWHERE SPECIFIED OR INCLUDED; ILLUMINATED SIGNS, ILLUMINATED NAME-PLATES AND THE LIKE; PREFABRICATED BUILDINGS.	29,037



Analysis of existing utility rate of tariff lines negotiated in FTA with Malaysia

3926.9091	PLASTICS AND ARTICLES THEREOF	29,223
0307.3200	FISH AND CRUSTACEANS, MOLLUSCS AND OTHER AQUATIC INVERTEBRATES	27,820
6302.1010	OTHER MADE UP TEXTILE ARTICLES; SETS; WORN CLOTHING AND WORN TEXTILE ARTICLES; RAGS.	27,534
3824.9910	MISCELLANEOUS CHEMICAL PRODUCTS.	25,800
0901.9000	COFFEE, TEA, MATE AND SPICES	26,000
5407.9200	MAN-MADE FILAMENTS.	24,343
0910.9990	COFFEE, TEA, MATE AND SPICES	23,732
1404.9090	VEGETABLE PLAITING MATERIALS; VEGETABLE PRODUCTS NOT ELSEWHERE SPECIFIED OR INCLUDED	21,657
2403.9910	TOBACCO AND MANUFACTURED TOBACCO SUBSTITUTES	18,600
5407.1000	MAN-MADE FILAMENTS.	18,741
6405.9090	FOOTWEAR, GAITERS AND THE LIKE; PARTS OF SUCH ARTICLES.	17,824
4405.0000	WOOD AND ARTICLES OF WOOD; WOOD CHARCOAL	17,879
2009.1900	PREPARATION OF VEGETABLES, FRUIT, NUTS OR OTHER PART OF PLANTS.	17,518
6302.5190	OTHER MADE UP TEXTILE ARTICLES; SETS; WORN CLOTHING AND WORN TEXTILE ARTICLES; RAGS.	15,415
0307.7900	FISH AND CRUSTACEANS, MOLLUSCS AND OTHER AQUATIC INVERTEBRATES	15,942
9018.9090	OPTICAL, PHOTOGRAPHIC, CINEMATOGRAPHIC, MEASURING, CHECKING, PRECISION, MEDICAL OR SURGICAL INSTRUMENTS AND APPARATUS; PARTS AND ACCESSORIES THEREOF.	15,617
3004.3900	PHARMACEUTICAL PRODUCTS	15,595
6307.1020	OTHER MADE UP TEXTILE ARTICLES; SETS; WORN CLOTHING AND WORN TEXTILE ARTICLES; RAGS.	14,603
0802.8000	EDIBLE FRUIT AND NUTS; PEEL OF CITRUS FRUIT OR MELONS	14,000
9506.9920	TOYS, GAMES AND SPORTS REQUISITES; PARTS AND ACCESORIES THEREOF.	13,366
3920.6100	PLASTICS AND ARTICLES THEREOF	14,061
9503.0090	TOYS, GAMES AND SPORTS REQUISITES; PARTS AND ACCESORIES THEREOF.	12,931
3902.1000	PLASTICS AND ARTICLES THEREOF	12,117
1905.4000	PREPARATION OF CEREALS, FLOUR, STARCH OR MILK; PASTRYCOOKS' PRODUCTS.	12,007
3824.9999	MISCELLANEOUS CHEMICAL PRODUCTS.	12,743
0303.6300	FISH AND CRUSTACEANS, MOLLUSCS AND OTHER AQUATIC INVERTEBRATES	11,000
6815.9910	ARTICLES OF STONE, PLASTER, CEMENT, ASBESTOS, MICA OR SIMILAR MATERIALS.	10,335
0902.4090	COFFEE, TEA, MATE AND SPICES	9,328
6210.4000	ARTICLES OF APPAREL AND CLOTHING ACCESSORIES, NOT KNITTED OR CROCHETED.	9,421
6117.1090	ARTICLES OF APPAREL AND CLOTHING ACCESSORIES, KNITTED OR CROCHETED.	8,802



Analysis of existing utility rate of tariff lines negotiated in FTA with Malaysia

5407.4400	MAN-MADE FILAMENTS.	8,905
6104.4900	ARTICLES OF APPAREL AND CLOTHING ACCESSORIES, KNITTED OR CROCHETED.	8,774
1006.2000	CEREALS	8,545
4202.1190	ARTICLES OF LEATHER; SADDLERY AND HARNESSSES; TRAVEL GOODS, HANDBAGS AND SIMILAR CONTAINERS; ARTICLES OF ANIMAL GUT (OTHER THAN SILK-WORM GUTS).	7,760
3923.3090	PLASTICS AND ARTICLES THEREOF	7,767
2103.9000	MISCELLANEOUS EDIBLE PREPARATIONS	7,694
2007.9900	PREPARATION OF VEGETABLES, FRUIT, NUTS OR OTHER PART OF PLANTS.	7,563
6115.1090	ARTICLES OF APPAREL AND CLOTHING ACCESSORIES, KNITTED OR CROCHETED.	7,210
8211.9200	TOOLS, IMPLEMENTS, CULTERY, SPOONS AND FORKS, OF BASE METAL; PARTS THEREOF OF BASE METAL.	6,901
6107.9900	ARTICLES OF APPAREL AND CLOTHING ACCESSORIES, KNITTED OR CROCHETED.	7,042
6107.1100	ARTICLES OF APPAREL AND CLOTHING ACCESSORIES, KNITTED OR CROCHETED.	6,450
2007.1000	PREPARATION OF VEGETABLES, FRUIT, NUTS OR OTHER PART OF PLANTS.	6,559
6204.1900	ARTICLES OF APPAREL AND CLOTHING ACCESSORIES, NOT KNITTED OR CROCHETED.	6,580
1901.9090	PREPARATION OF CEREALS, FLOUR, STARCH OR MILK; PASTRYCOOKS' PRODUCTS.	5,975
7013.3700	GLASS AND GLASSWARE.	6,537
6212.9000	ARTICLES OF APPAREL AND CLOTHING ACCESSORIES, NOT KNITTED OR CROCHETED.	6,070
6117.1040	ARTICLES OF APPAREL AND CLOTHING ACCESSORIES, KNITTED OR CROCHETED.	6,000
4412.9900	WOOD AND ARTICLES OF WOOD; WOOD CHARCOAL	5,770
6101.2000	ARTICLES OF APPAREL AND CLOTHING ACCESSORIES, KNITTED OR CROCHETED.	5,048
2009.8900	PREPARATION OF VEGETABLES, FRUIT, NUTS OR OTHER PART OF PLANTS.	4,950
1902.1920	PREPARATION OF CEREALS, FLOUR, STARCH OR MILK; PASTRYCOOKS' PRODUCTS.	5,145
6204.5900	ARTICLES OF APPAREL AND CLOTHING ACCESSORIES, NOT KNITTED OR CROCHETED.	5,182
5407.4200	MAN-MADE FILAMENTS.	5,138
6204.3300	ARTICLES OF APPAREL AND CLOTHING ACCESSORIES, NOT KNITTED OR CROCHETED.	4,912
6211.3900	ARTICLES OF APPAREL AND CLOTHING ACCESSORIES, NOT KNITTED OR CROCHETED.	4,983
6112.1100	ARTICLES OF APPAREL AND CLOTHING ACCESSORIES, KNITTED OR CROCHETED.	4,662
6202.1900	ARTICLES OF APPAREL AND CLOTHING ACCESSORIES, NOT KNITTED OR CROCHETED.	4,491
3006.1090	PHARMACEUTICAL PRODUCTS	4,260
6115.1010	ARTICLES OF APPAREL AND CLOTHING ACCESSORIES, KNITTED OR CROCHETED.	3,826



Analysis of existing utility rate of tariff lines negotiated in FTA with Malaysia

8525.6090	ELECTRICAL MACHINERY AND EQUIPMENT AND PARTS THEREOF; SOUND RECORDERS AND REPRODUCERS, TELEVISION IMAGE AND SOUND RECORDERS AND REPRODUCERS, AND PARTS AND ACCESSORIES OF SUCH ARTICLES.	3,625
1515.9000	ANIMAL OR VEGETABLE FATS AND OILS AND THEIR CLEAVAGE PRODUCTS; PREPARED EDIBLE FATS; ANIMAL OR VEGETABLE WAXES.	3,175
9506.6290	TOYS, GAMES AND SPORTS REQUISITES; PARTS AND ACCESORIES THEREOF.	3,000
6307.9080	OTHER MADE UP TEXTILE ARTICLES; SETS; WORN CLOTHING AND WORN TEXTILE ARTICLES; RAGS.	2,688
8487.1000	NUCLEAR REACTOR, BOILERS, MACHINERY AND MECHANICAL APPLIANCES; PARTS THEREOF.	2,395
6802.9100	ARTICLES OF STONE, PLASTER, CEMENT, ASBESTOS, MICA OR SIMILAR MATERIALS.	2,214
2009.3900	PREPARATION OF VEGETABLES, FRUIT, NUTS OR OTHER PART OF PLANTS.	2,100
4203.1020	ARTICLES OF LEATHER; SADDLERY AND HARNESSSES; TRAVEL GOODS, HANDBAGS AND SIMILAR CONTAINERS; ARTICLES OF ANIMAL GUT (OTHER THAN SILK-WORM GUTS).	2,180
0601.1090	LIVE TREES AND OTHER PLANTS; BULBS, ROOTS AND THE LIKE; CUT FLOWERS AND ORNAMENTAL FOLIAGE	1,967
6115.2900	ARTICLES OF APPAREL AND CLOTHING ACCESSORIES, KNITTED OR CROCHETED.	1,375
6115.3090	ARTICLES OF APPAREL AND CLOTHING ACCESSORIES, KNITTED OR CROCHETED.	1,343
6117.1020	ARTICLES OF APPAREL AND CLOTHING ACCESSORIES, KNITTED OR CROCHETED.	1,250
6103.3200	ARTICLES OF APPAREL AND CLOTHING ACCESSORIES, KNITTED OR CROCHETED.	1,236
2009.9000	PREPARATION OF VEGETABLES, FRUIT, NUTS OR OTHER PART OF PLANTS.	1,050
4202.9900	ARTICLES OF LEATHER; SADDLERY AND HARNESSSES; TRAVEL GOODS, HANDBAGS AND SIMILAR CONTAINERS; ARTICLES OF ANIMAL GUT (OTHER THAN SILK-WORM GUTS).	1,080
4202.1210	ARTICLES OF LEATHER; SADDLERY AND HARNESSSES; TRAVEL GOODS, HANDBAGS AND SIMILAR CONTAINERS; ARTICLES OF ANIMAL GUT (OTHER THAN SILK-WORM GUTS).	650
8211.9400	TOOLS, IMPLEMENTS, CULTERY, SPOONS AND FORKS, OF BASE METAL; PARTS THEREOF OF BASE METAL.	275
3004.9080	PHARMACEUTICAL PRODUCTS	30
8539.9010	ELECTRICAL MACHINERY AND EQUIPMENT AND PARTS THEREOF; SOUND RECORDERS AND REPRODUCERS, TELEVISION IMAGE AND SOUND RECORDERS AND REPRODUCERS, AND PARTS AND ACCESSORIES OF SUCH ARTICLES.	25
3919.1090	PLASTICS AND ARTICLES THEREOF	1
9609.9000	MISCELLANEOUS MANUFACTURED ARTICLES.	0
4419.9000	WOOD AND ARTICLES OF WOOD; WOOD CHARCOAL	0



Analysis of existing utility rate of tariff lines negotiated in FTA with Malaysia